


# HFW 21

RF Current Transformer



## Short description

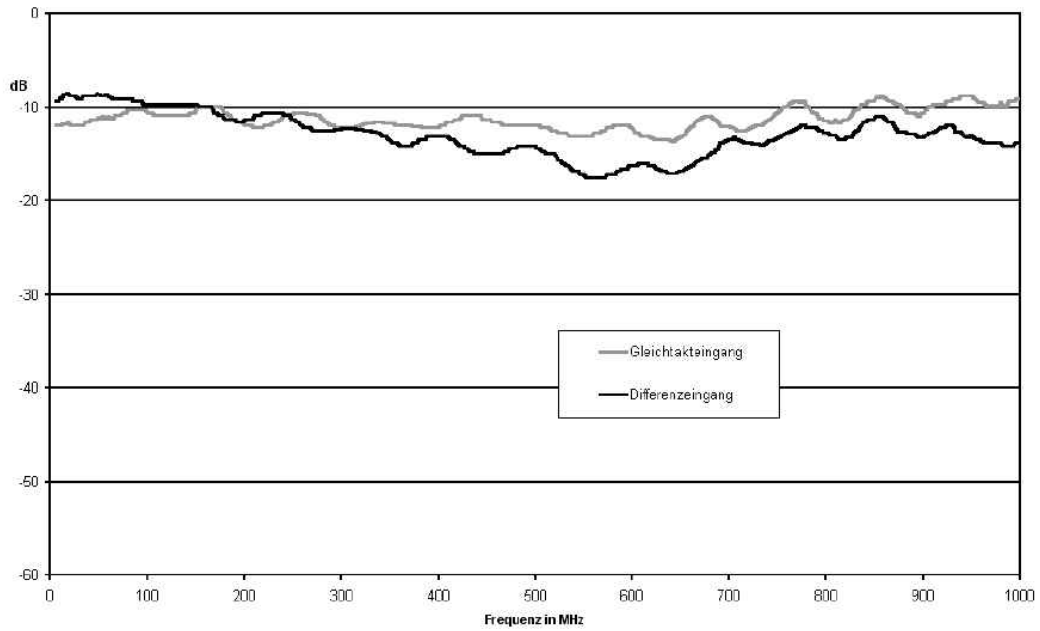
The RF current transformer measures high-frequency currents within the device under test. It discharges the currents on the ground plane and allows for the separate measurements of common-mode current and differential-mode current. This can be helpful for the improvement of switching-power supplies. The output signal of the HFW 21 can be amplified by the PA 203 or PA 303 preamplifier.

To use the HFW 21 RF current-transformer it must be connected to the power supply of the device under test. Interferences along the power supply lines are measured by HFW 21. The measuring signal is transmitted to a spectrum analyzer. The current transformer's contact surface must be connected to the GP 23 when measuring.

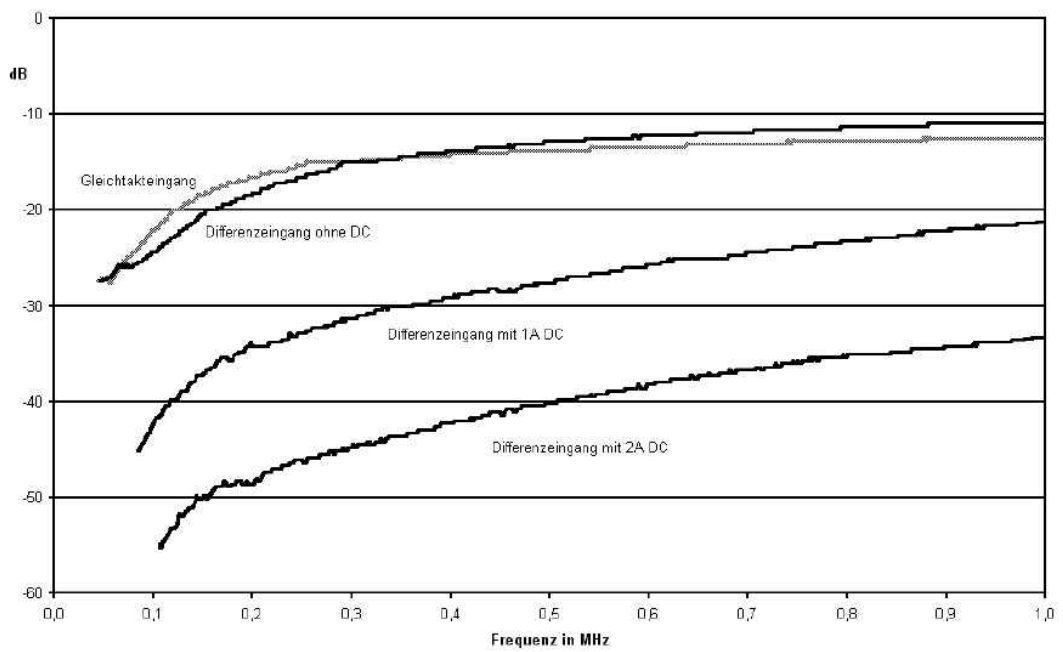
## Technical parameters

Frequency range	100 kHz - 1 GHz
Continuous power rating	
Current	10 A
Dielectric strength	50 V
Sizes (L x W x H)	(115 x 65 x 28) mm

Frequency response



Frequency response (detail)



## Application

