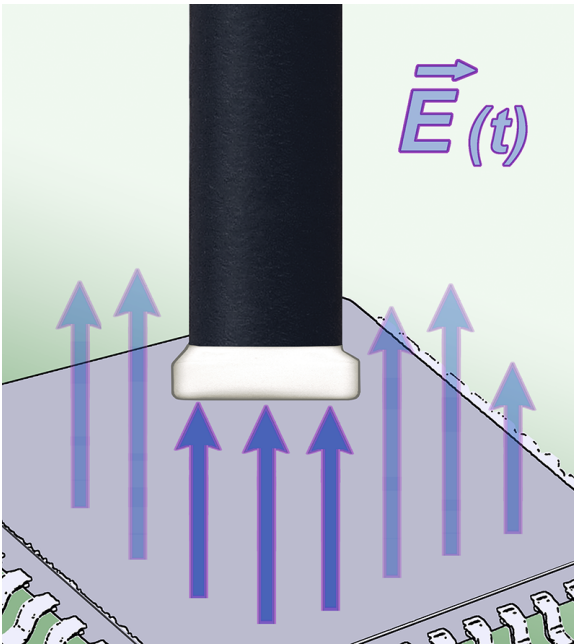


RFS-E 03

Scanner Probe 30 MHz up to 3 GHz



Short description

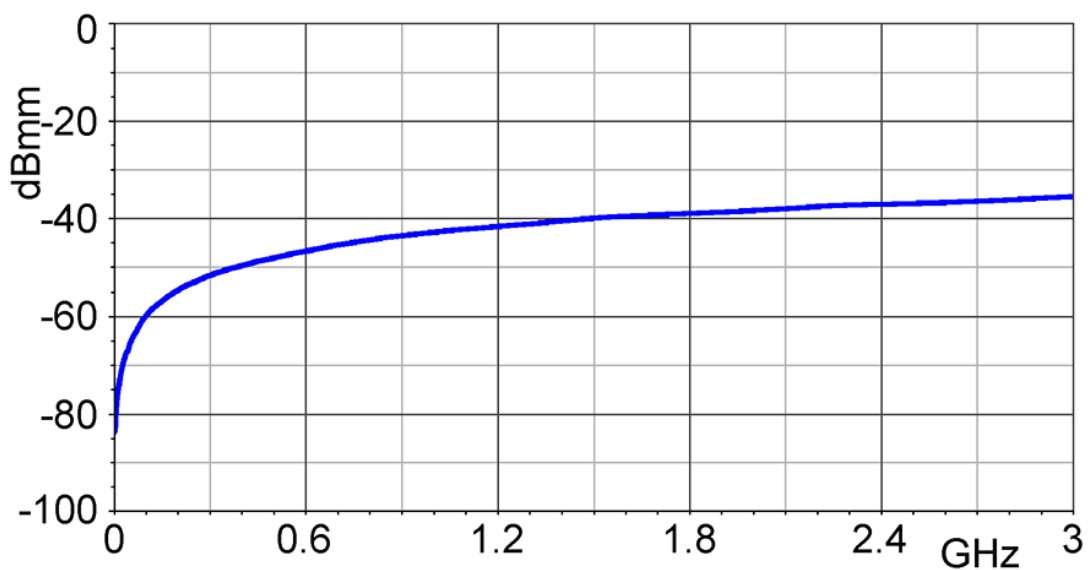
Using the approx. 4x4 mm electrode, which is located in the bottom of the RFS-E 03 probe head, E-fields from clocked lines, IC pins, and smaller components can be detected.

The RFS-E 03 is a passive near-field scanner probe. For measurements the E-field probe is positioned above the components or areas of the PC board. The near-field probe has a sheath current attenuation and is electrically shielded. It can be connected to a spectrum analyzer or an oscilloscope with a 50 Ω input. The E-field probe does not have a 50 Ω terminating resistor internally.

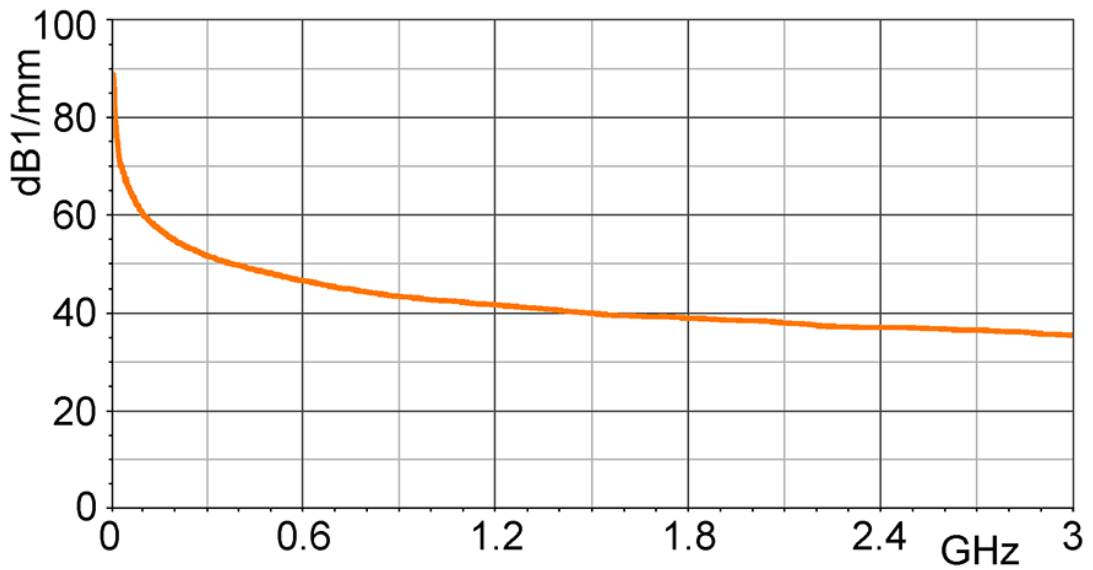
Technical parameters

Frequency range	30 MHz ... 3 GHz
Probe head dimensions	$\approx (4 \times 4)$ mm
Connector - output	SMA, male, plug
Length	≈ 55 mm

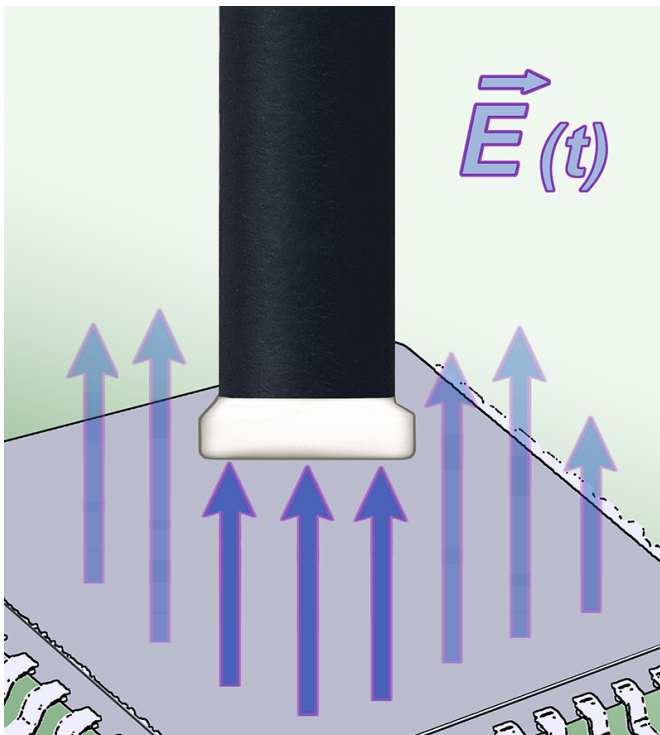
Frequency response



E- field correction curve [dB μ V/mm] / [dB μ V]



Measuring principles



RFS-E 03

Scanner Probe 30 MHz up to 3 GHz

LANGER
EMV-Technik

