

# RF-R 400-1

H-Field Probe 30 MHz up to 3 GHz



## Short description

Due to its large diameter (25 mm) the RF-R 400-1 H-field probe is highly sensitive and is suitable for measurements at distances up to 10 cm around assemblies and devices.

The RF-R 400-1 is a passive near-field probe. In principle it has the same structure as the probes RF-R 50-1 and RF-R 3-2. The near-field probe is small and handy. It has a current attenuating sheath and, therefore, is electrically shielded. It can be connected to a spectrum analyzer or an oscilloscope with a 50  $\Omega$  input. The H-field probe does not have an internal terminating resistance of 50  $\Omega$ .

The near-field probe can be used for RF injection in the context of a surface scan in according to IEC 62132-9. The maximum forward power [dBm] for this application is shown in the diagram below. The curve for the probe factor used to calculate the decoupled fields strength is available from our sales department. Please note that the probe must not be held in the hand during coupling, and the user must ensure appropriate shielding from the surrounding environment. Langer EMV-Technik GmbH assumes no liability for damage to persons or equipment resulting from improper handling during coupling.

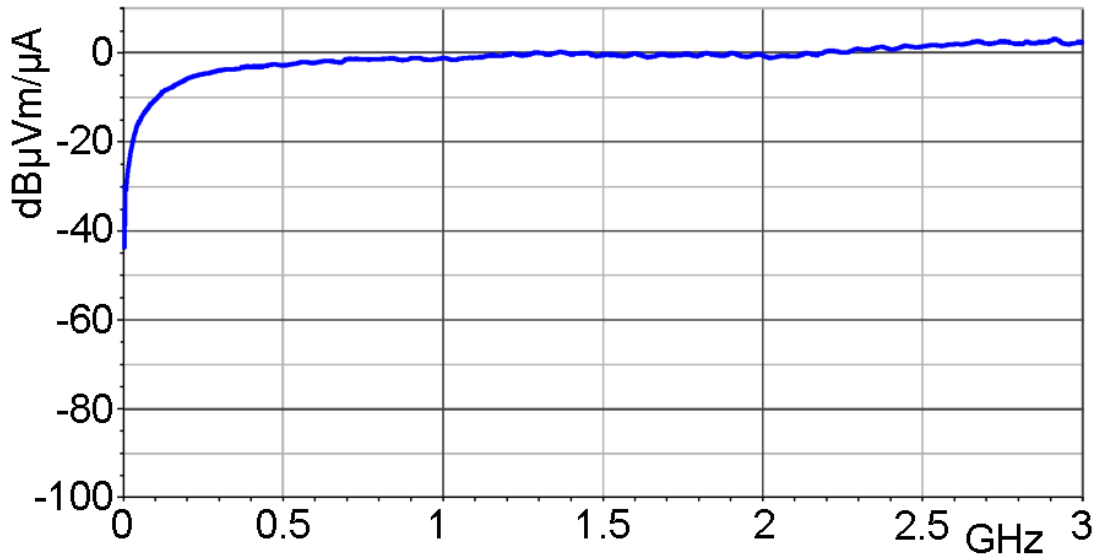
## Technical parameters

Frequency range	30 MHz ... 3 GHz
Probe head dimensions	$\varnothing \approx 25$ mm
Connector - output	SMB, male, jack
Weight	15 g

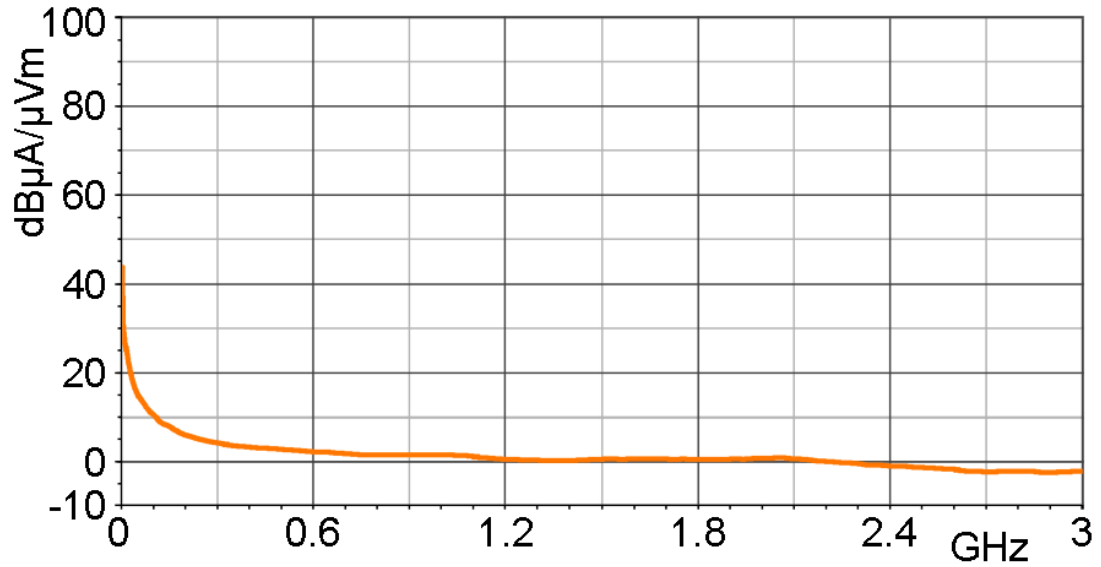
# RF-R 400-1

H-Field Probe 30 MHz up to 3 GHz

Frequency response [dB $\mu$ V] / [dB $\mu$ A/m]



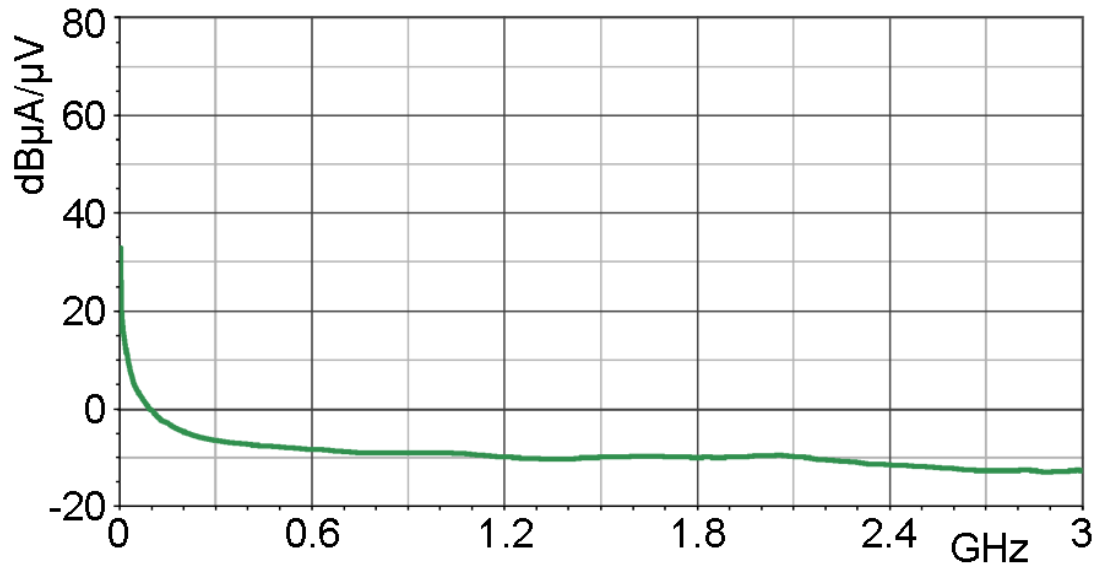
H-field correction curve [dB $\mu$ A/m] / [dB $\mu$ V]



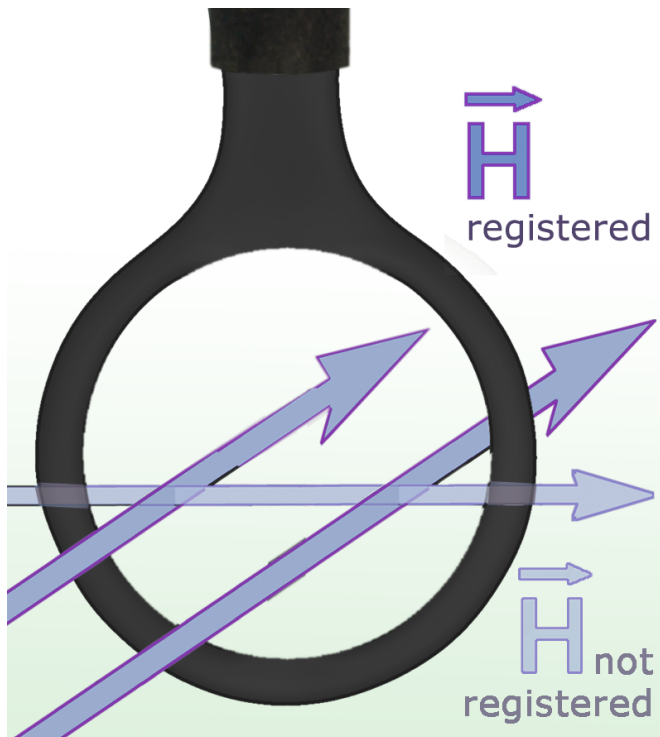
# RF-R 400-1

H-Field Probe 30 MHz up to 3 GHz

Current correction curve [dB $\mu$ A] / [dB $\mu$ V]



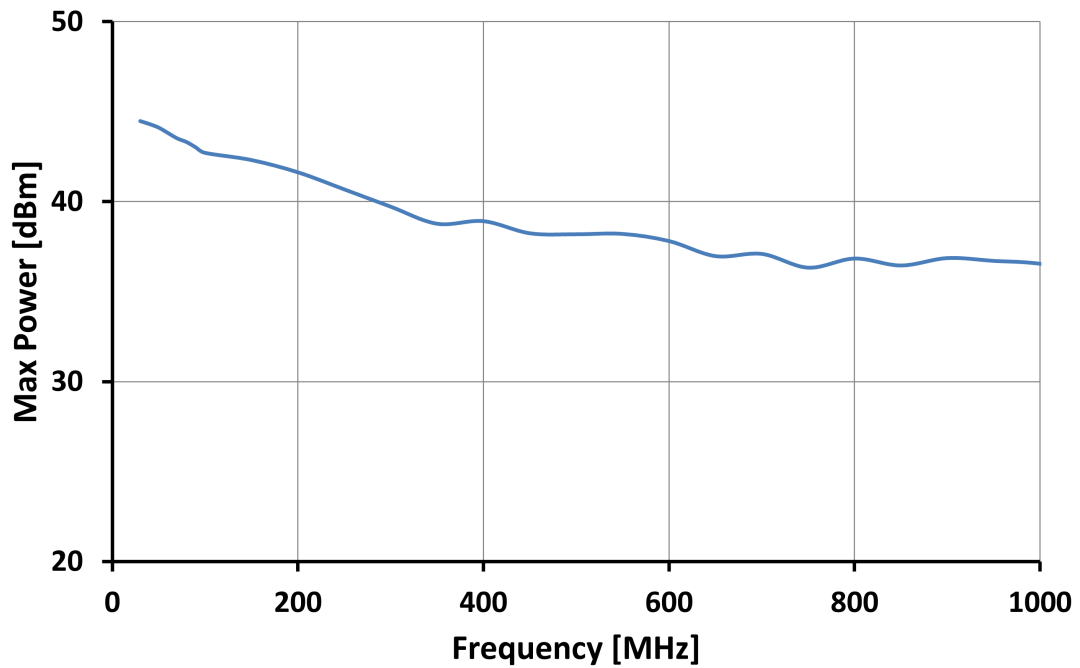
Measuring principles



# RF-R 400-1

H-Field Probe 30 MHz up to 3 GHz

Max. Forward Power [dBm]



Probe head

