

ICR HV150-27

Near-Field Microprobe 1.5 MHz to 6 GHz



Short description

The probe is used to measure magnetic fields at extremely high resolution and sensitivity. The optimal distance to the measuring object is < 1 mm. Using the ICR HV150-27 a higher output signal in the lower frequency range is generated (in comparison to ICR HV150-6). The measuring coil is vertically aligned within the probe head.

The probe head is shielded against electric field coupling. A preamplifier is integrated in the probe housing, which is powered by the BT 706 bias tee. Adjustment screws on the housing allow manual alignment of the probe tip to the probe housing.

The probe supports the collision protection function of the Langer scanners, which stops the movement during vertical travel if the device under test is touched.

The housing can also be mounted on commercially available testers.

Attention! The tip is very sensitive to impact due to its construction, therefore we recommend positioning the probe through an automatic positioning system.

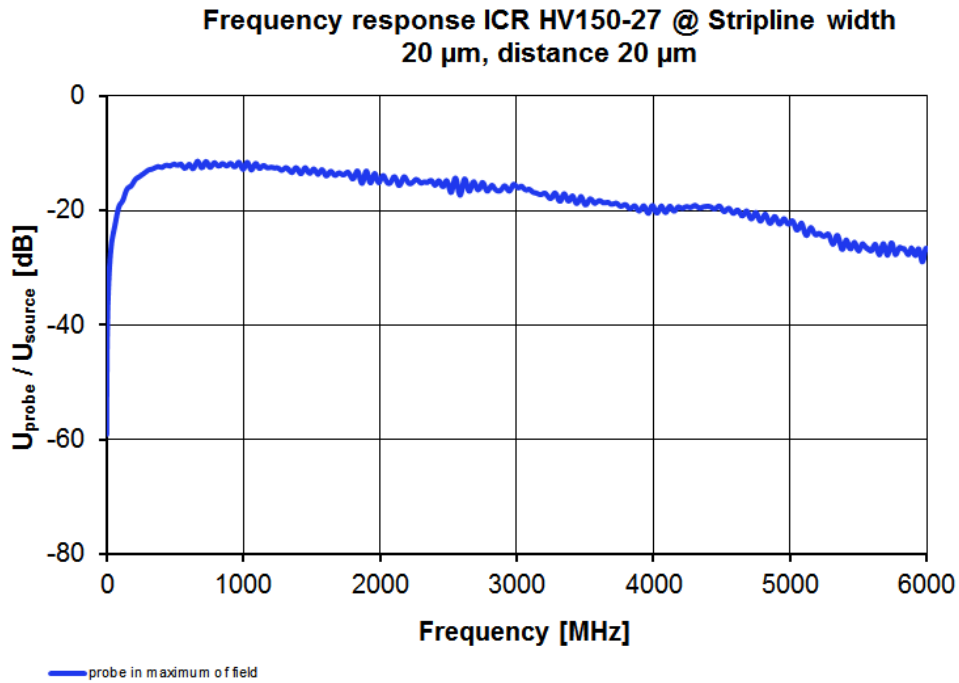
Technical parameters

Frequency range	1.5 MHz ... 6 GHz
Resolution	80 μm
Internal diameter	150 μm

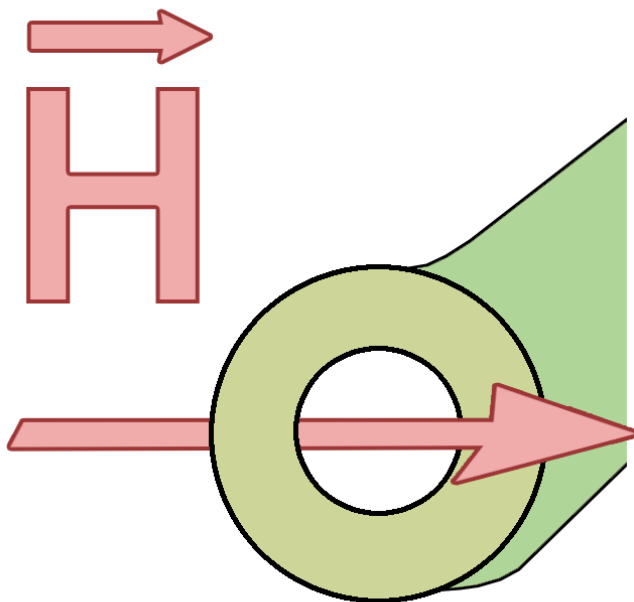
ICR HV150-27

Near-Field Microprobe 1.5 MHz to 6 GHz

Frequency response

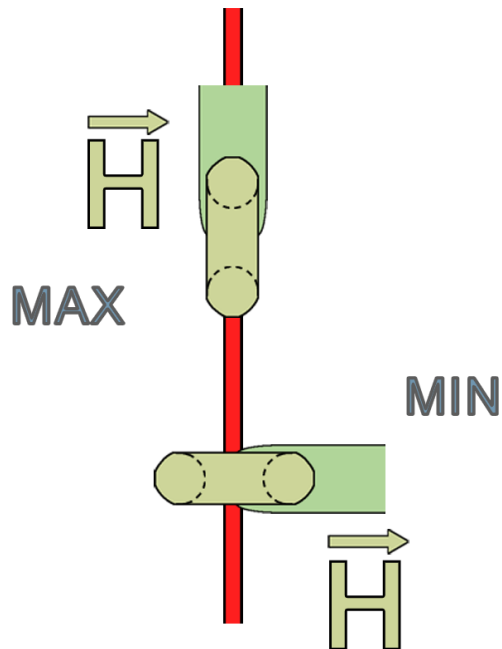


Measuring principles



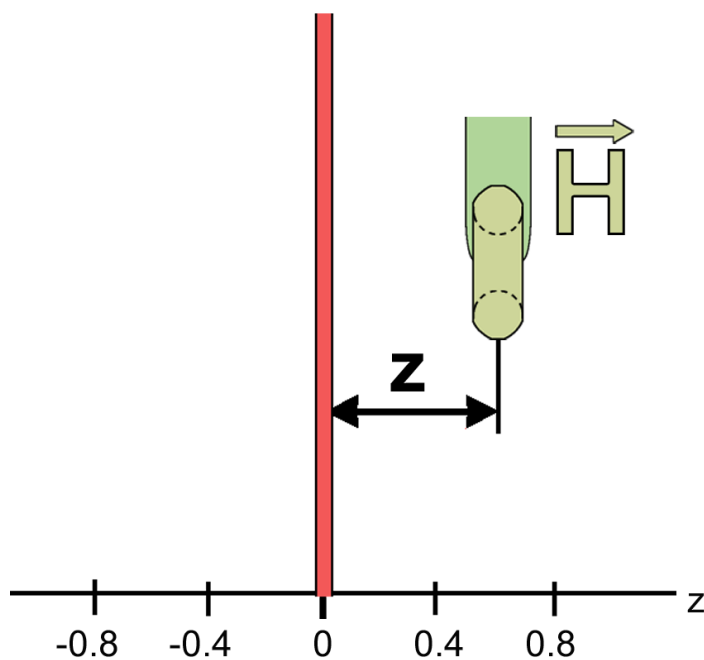
Design, view 1

Stripline



Design, view 2

Stripline



Transverse profile

