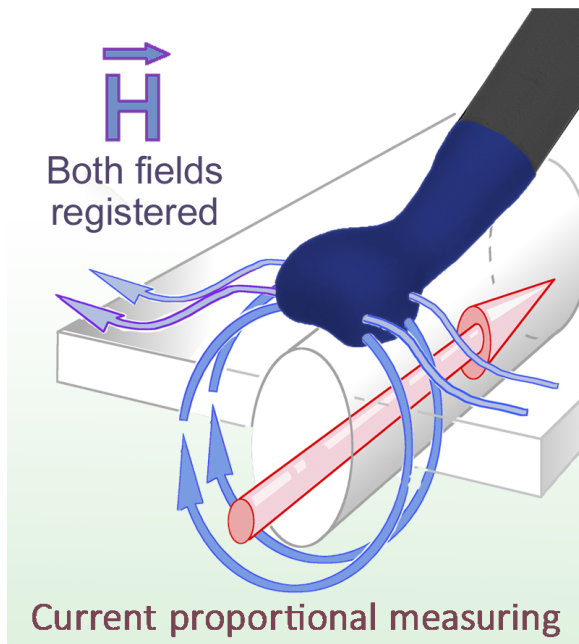


# LF-U 5

H-Field Probe 100 kHz up to 50 MHz



## Short description

The H-field probe LF-U 5 is specially designed for detecting magnetic fields at wide conducting paths, cables, connectors, electronic components, cables and their connectors. The probe functions like a coupling clamp.

The LF-U 5 is a passive near-field probe. To measure, the curved underside of the probe is positioned onto the surface of components. Field lines from other sources, which enter the probe straight or laterally, are also detected. The near-field probe is small and handy. It has a current attenuating sheath and, therefore, is electrically shielded. It can be connected to a spectrum analyzer or an oscilloscope with a 50  $\Omega$  input. The H-field probe does not have an internal terminating resistance of 50  $\Omega$ .

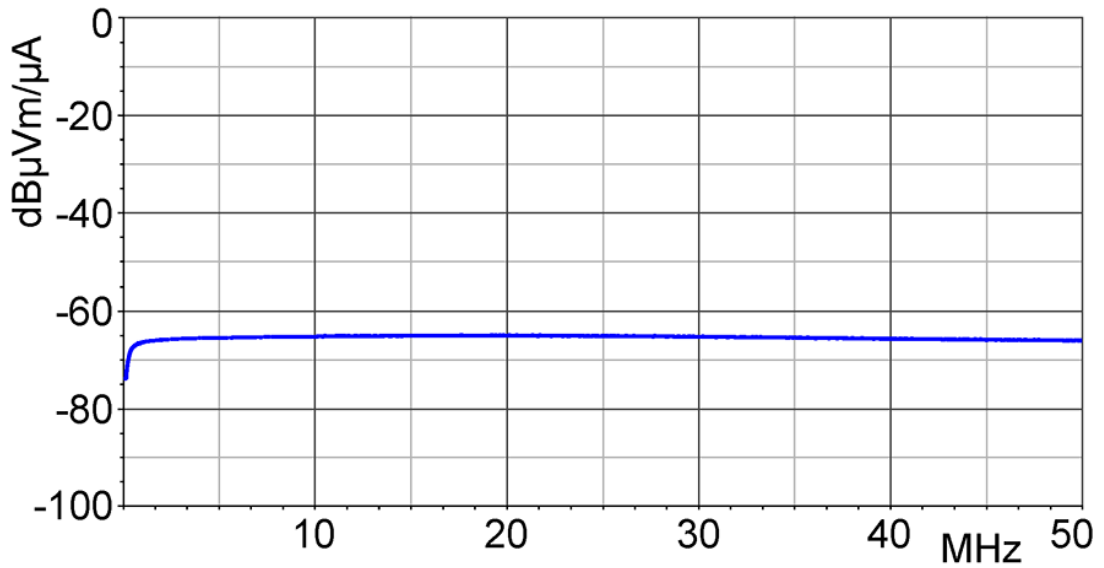
## Technical parameters

Frequency range	100 kHz ... 50 MHz
Resolution	$\approx$ 5 mm
Probe head dimensions	$\approx$ (6 x 6) mm
Connector - output	SMB, male, jack
Weight	15 g

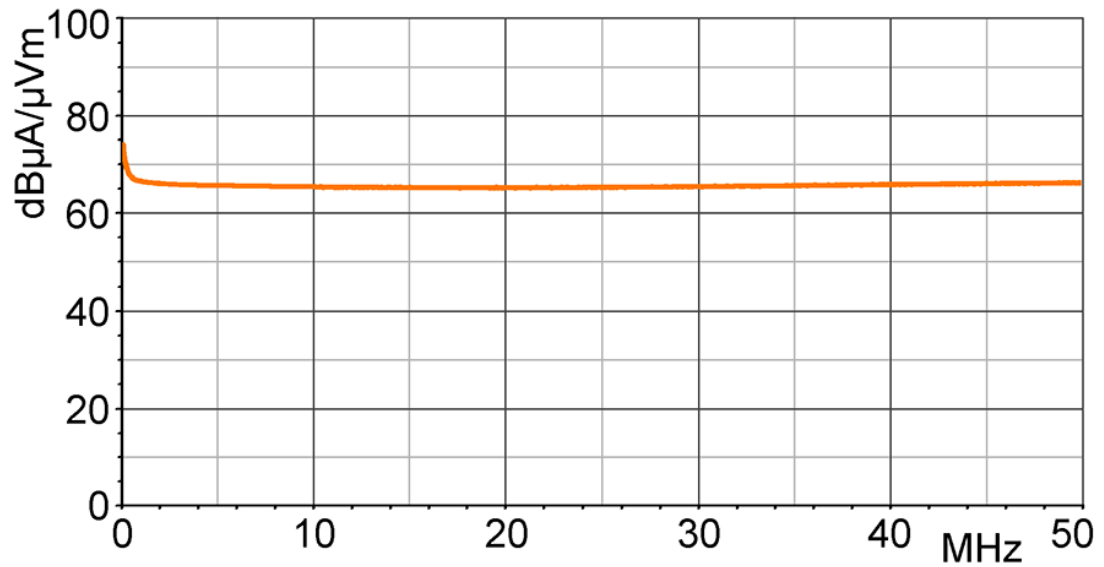
# LF-U 5

H-Field Probe 100 kHz up to 50 MHz

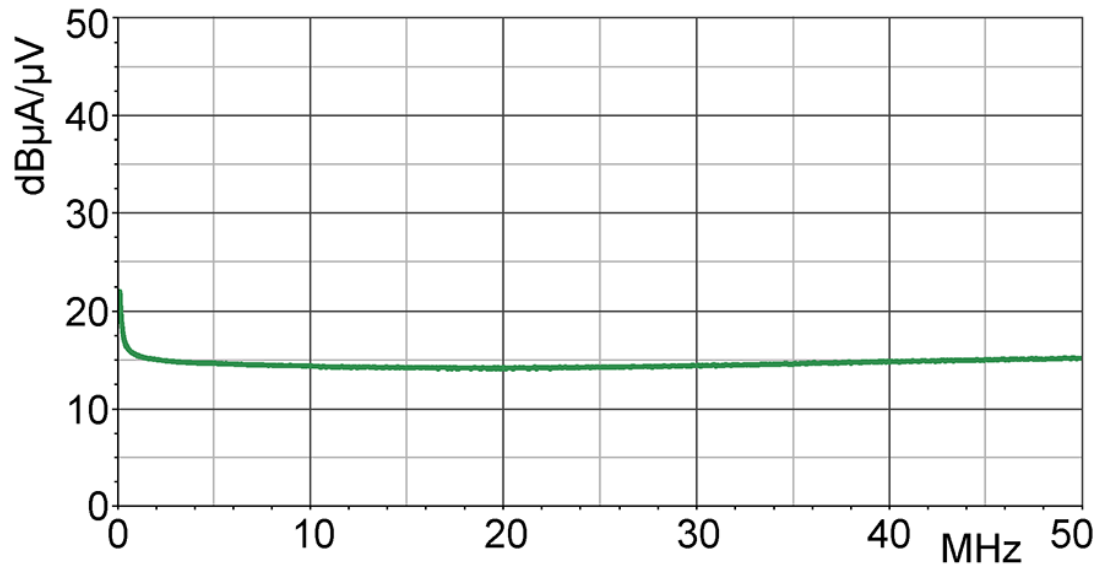
Frequency response [dB $\mu$ V] / [dB $\mu$ A/m]



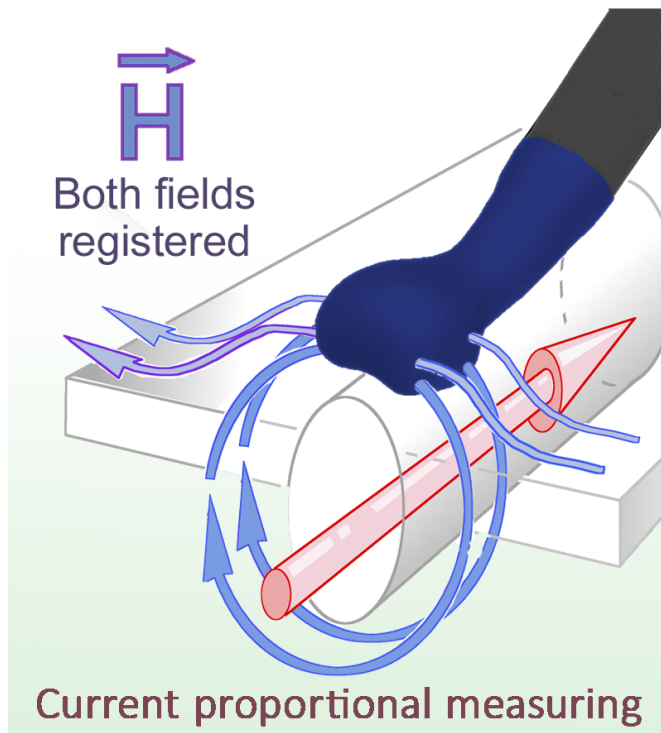
H-field correction curve [dB $\mu$ A/m] / [dB $\mu$ V]



Current correction curve [dB $\mu$ A] / [dB $\mu$ V]



Measuring principles



# LF-U 5

H-Field Probe 100 kHz up to 50 MHz

Probe head

