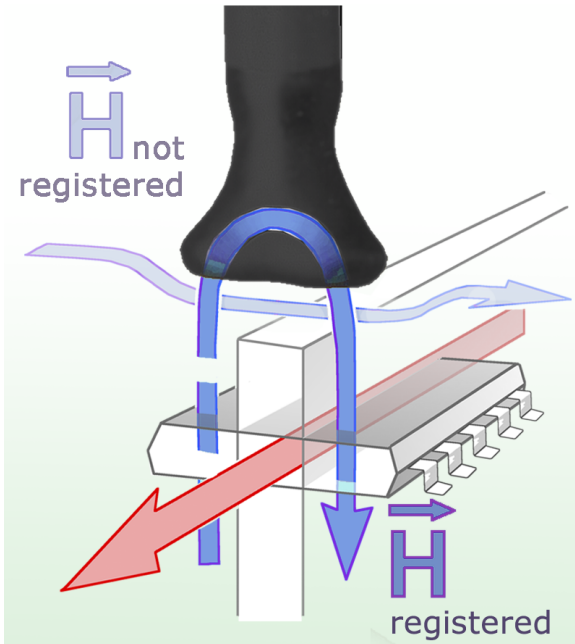


# RF-K 7-4

H-Field Probe 30 MHz up to 1 GHz



## Short description

The RF-K 7-4 near-field probe detects semi-circular magnetic field lines entering the probe head reversely. Such magnetic field lines occur at traces, rodlike constructional components, cable connectors, and along edges of areal constructional components. The probe functions like a coupling clamp.

The RF-K 7-4 is a passive near-field probe. In contrast to the RF-U 5 near-field probe, the RF-K 7-4 H-field probe is shielded from field lines entering the probe head laterally. The near-field probe detects inhomogeneous magnetic fields entering through the bottom of the probe head. Superposed homogeneous fields are not detected by the special probe head. The RF-K 7-4 H-field probe is small and handy and functions like a coupling clamp. It has a current attenuating sheath and, therefore, is electrically shielded. It can be connected to a spectrum analyzer or an oscilloscope with a 50  $\Omega$  input. The H-field probe does not have an internal terminating resistance of 50  $\Omega$ .

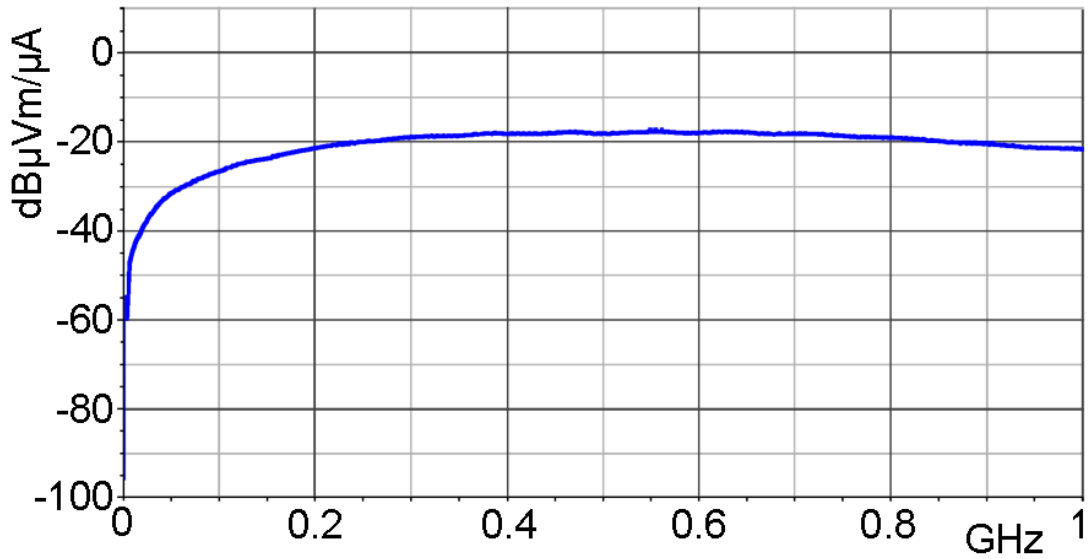
## Technical parameters

Frequency range	30 MHz ... 1 GHz
Resolution	$\approx$ 5 mm
Probe head dimensions	$\approx$ (6 x 10) mm
Connector - output	SMB, male, jack
Weight	15 g

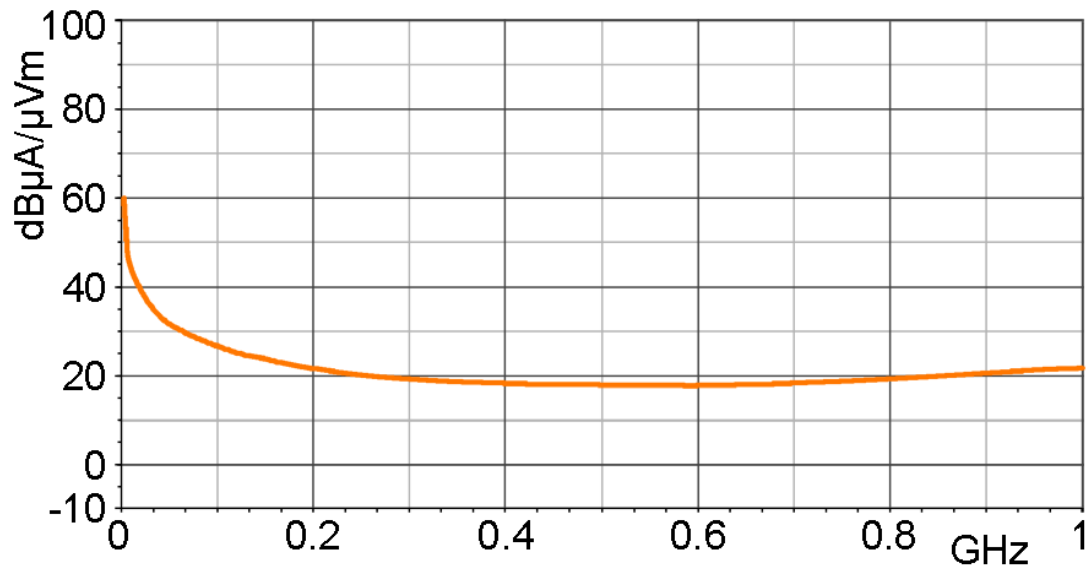
# RF-K 7-4

H-Field Probe 30 MHz up to 1 GHz

Frequency response [dB $\mu$ V] / [dB $\mu$ A/m]



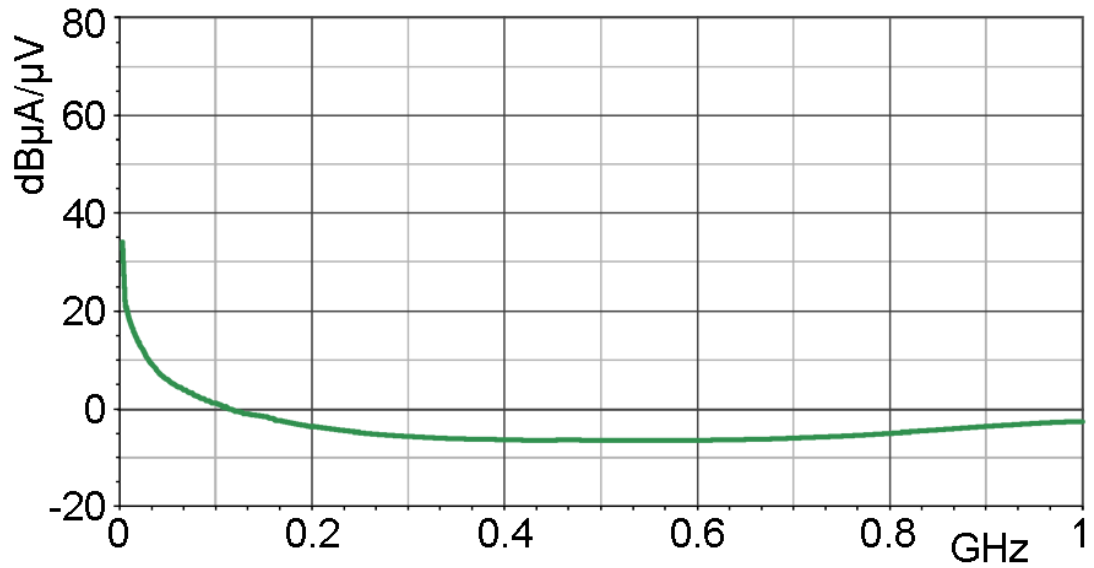
H-field correction curve [dB $\mu$ A/m] / [dB $\mu$ V]



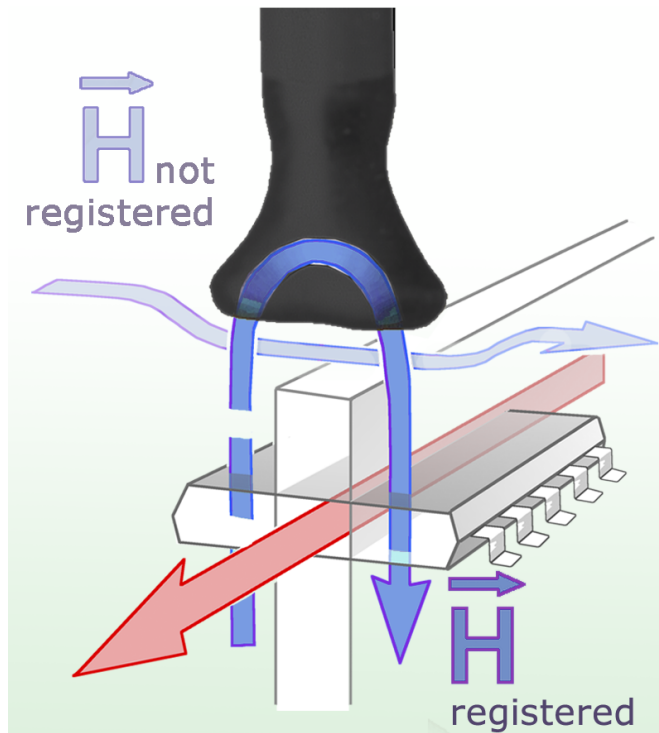
# RF-K 7-4

H-Field Probe 30 MHz up to 1 GHz

Current correction curve [dB $\mu$ A] / [dB $\mu$ V]



Measuring principles



# RF-K 7-4

H-Field Probe 30 MHz up to 1 GHz

Probe head

