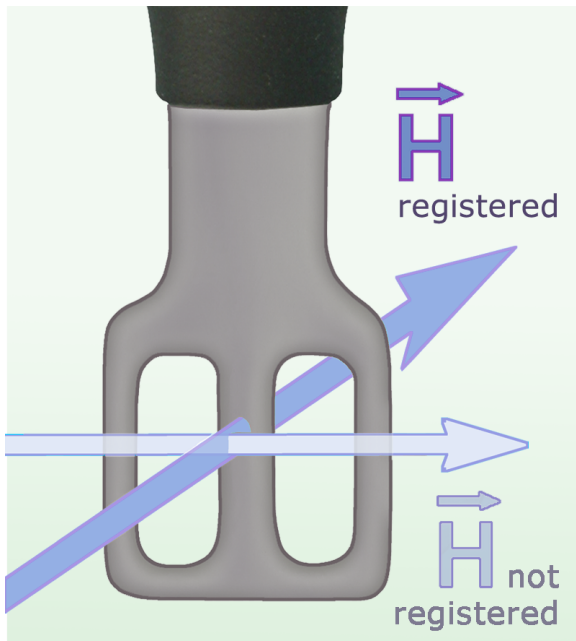


XF-R 100-1

H-Field Probe 30 MHz up to 6 GHz



Short description

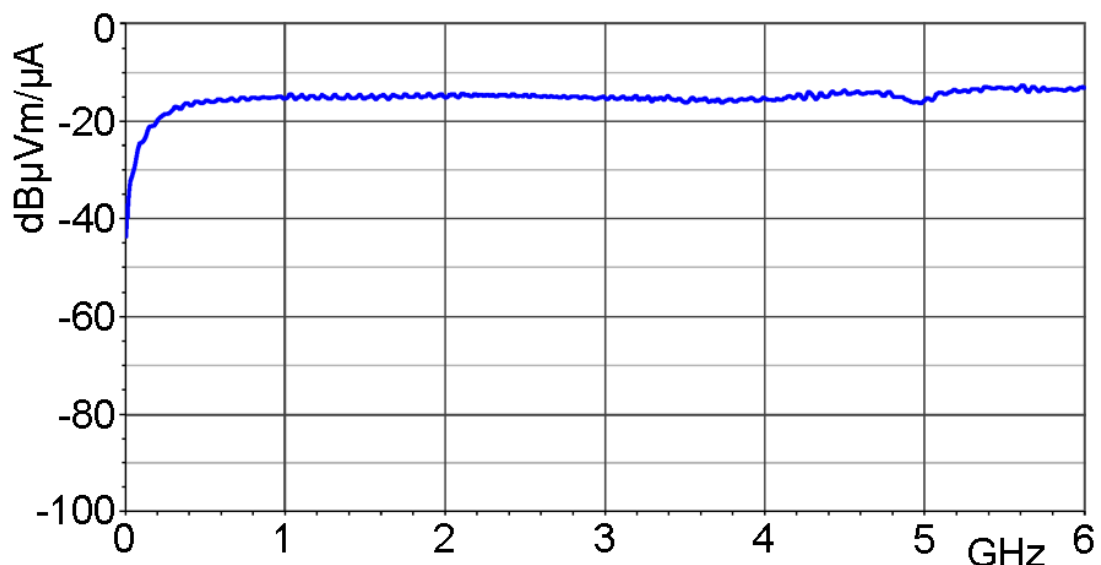
The XF-R 100-1 H-field probe is suitable for measurements around assemblies, devices or cables at a distance of up to approx. 3 cm. The H-field probe can identify larger components as potential sources of interference. The magnetic field probe has a very high bandwidth and linearity.

The XF-R 100-1 is a passive near-field probe. The probe head's size, and thus its resolution range, is between that of the XF-R 400-1 (25 mm) and XF-R 3-1 (3mm) probes. The near-field probe is small and handy. It has a current attenuating sheath and, therefore, is electrically shielded. It can be connected to a spectrum analyzer or an oscilloscope with a 50 Ω input. The H-field probe has an internal terminating resistance.

Technical parameters

Frequency range	30 MHz ... 6 GHz
Resolution	$\varnothing \approx 10$ mm
Probe head dimensions	$\approx (10 \times 10)$ mm
Connector - output	SMA, female, jack

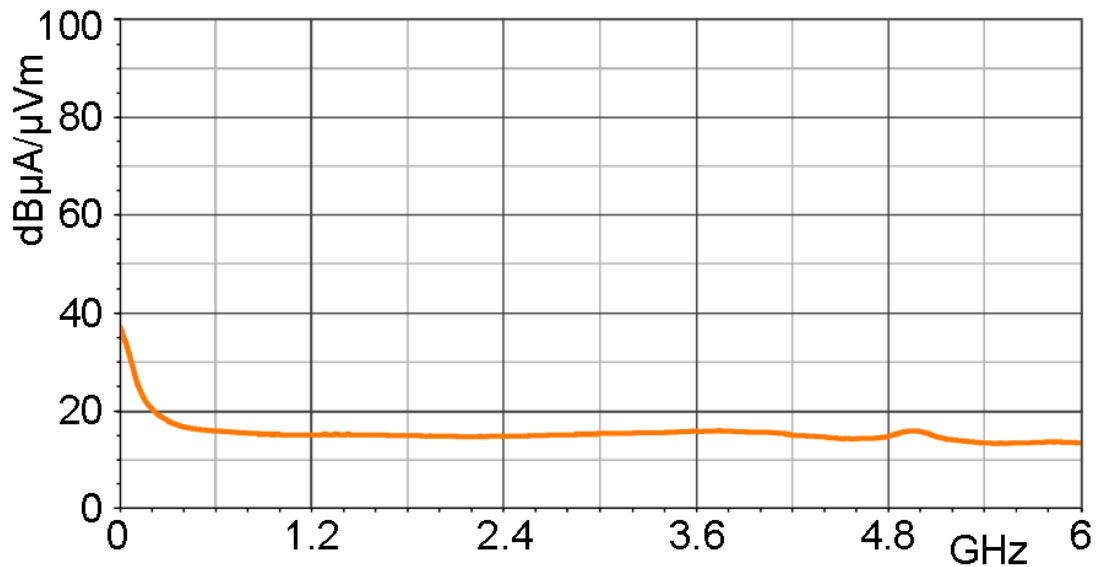
Frequency response [dB μ V] / [dB μ A/m]



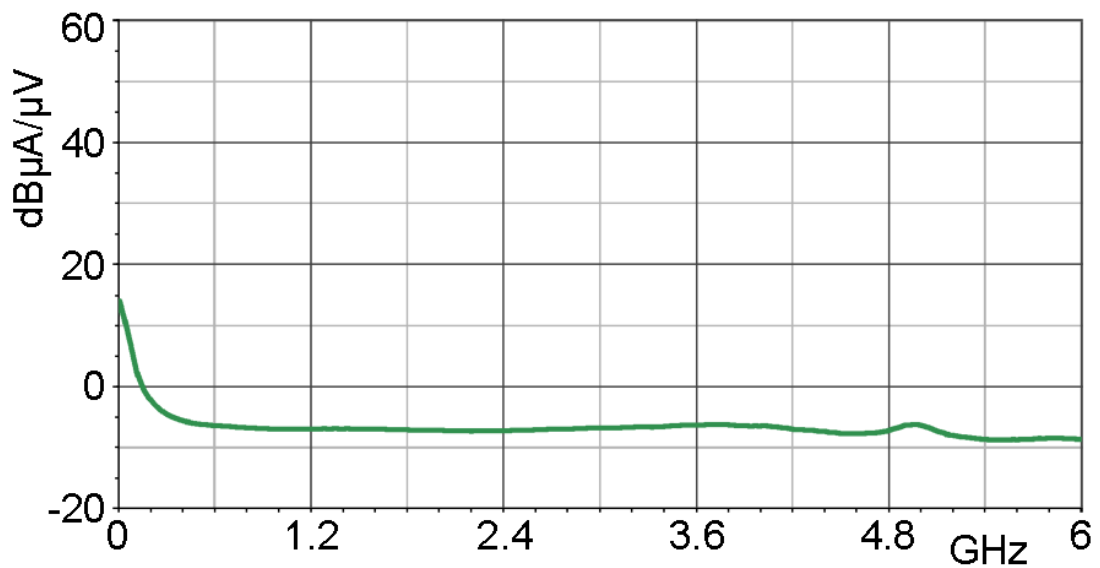
XF-R 100-1

H-Field Probe 30 MHz up to 6 GHz

H-field correction curve [dB μ A/m] / [dB μ V]



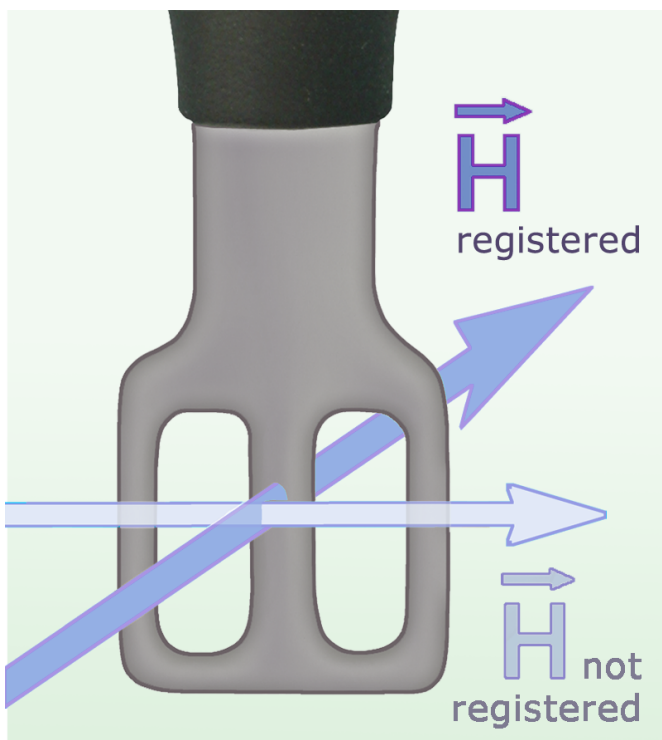
Current correction curve [dB μ A] / [dB μ V]



XF-R 100-1

H-Field Probe 30 MHz up to 6 GHz

Measuring principles



Probe head

