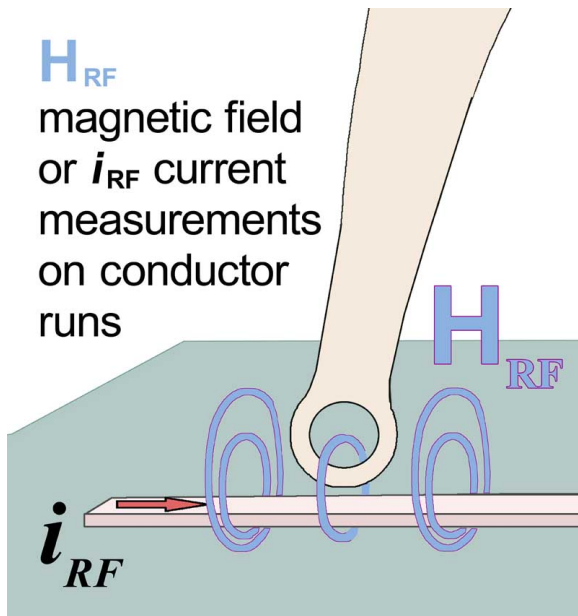


MFA-R 0.2-6

Near-Field Micro Probe 100 MHz up to 6 GHz



Short description

The MFA-R 0.2-6 near-field micro probe has an extremely small and high resolution probe head. It is suitable for measuring RF magnetic fields up to 6 GHz on components, e.g. close to IC pins, finest conducting paths or smallest SMD components (0603-0201).

The MFA-R 0.2-6 is an active magnetic field micro probe that requires the BT 706 bias tee to operate. In principle, it has the same structure as the MFA-R 0.2-75, differing only in its frequency response.

The coil opening at the probe head is laterally marked with black dots. The near-field micro probe is small and handy. It has a current attenuating sheath and is electrically shielded. An amplifier stage is integrated into the probe head. The amplifier stage (9 V, 100 mA) is powered via the bias tee. It has an impedance of 50 Ω . The near-field micro probe is connected to a spectrum analyzer or oscilloscope with a 50 Ω input via the BT 706 bias tee. A power supply unit and the bias tee are included in the scope of delivery.

With the help of the correction lines, the probe's output voltage is converted into either the respective magnetic field or the current running through the conductor.

Technical parameters

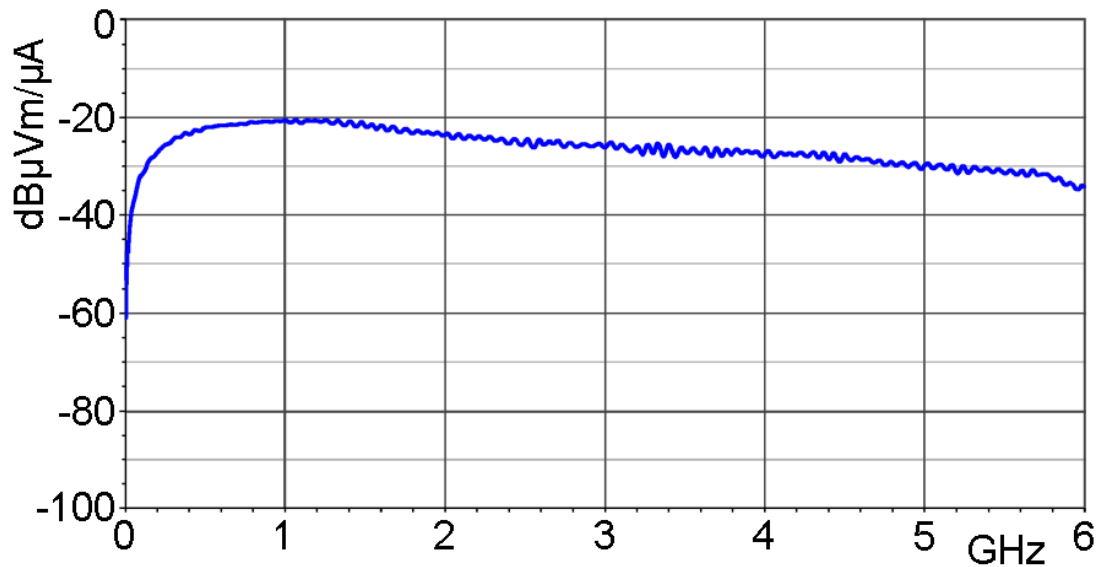
Frequency range	100 MHz ... 6 GHz
Resolution	300 μm
Connector - output	SMA, female, jack

MFA-R 0.2-6

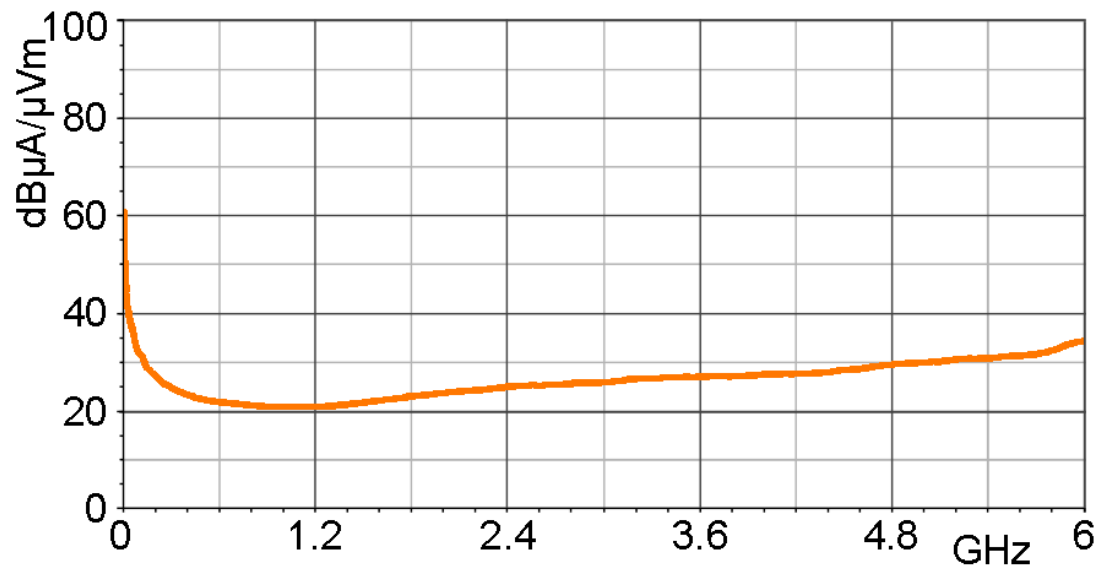
Near-Field Micro Probe 100 MHz up to 6 GHz

LANGER
EMV-Technik

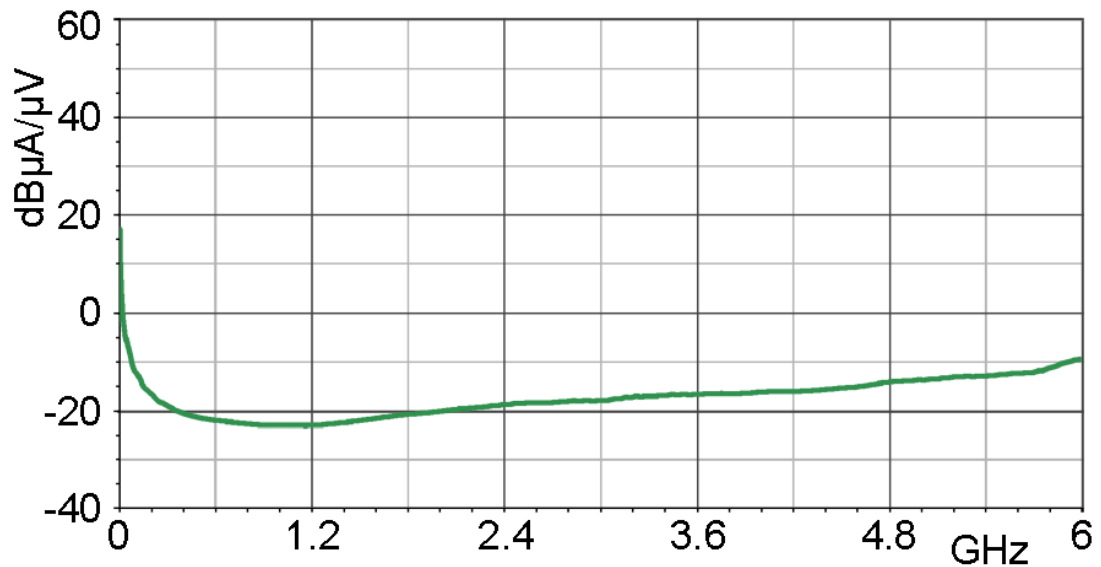
Frequency response [dB μ V] / [dB μ A/m]



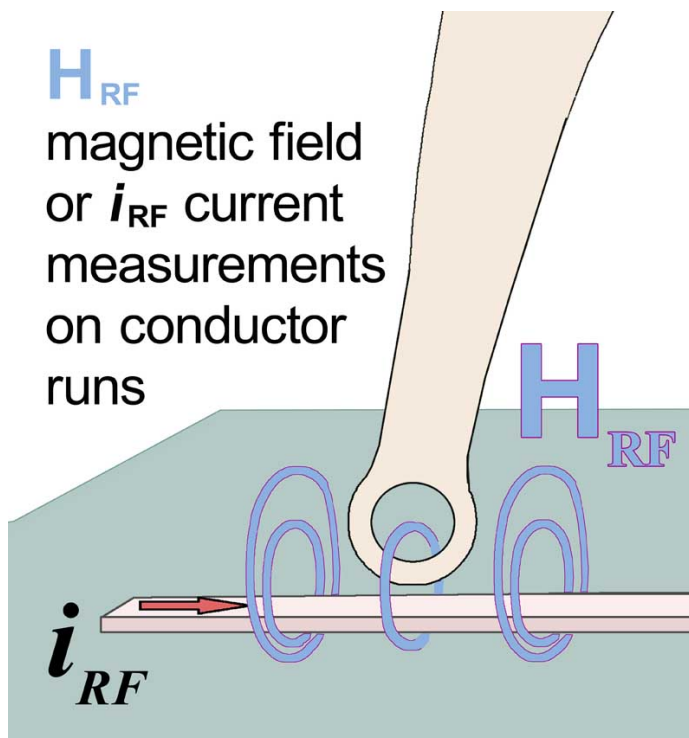
H-field correction curve [dB μ A/m] / [dB μ V]



Current correction curve [dB μ A] / [dB μ V]



Measuring principles



MFA-R 0.2-6

Near-Field Micro Probe 100 MHz up to 6 GHz

Probe head



Application

