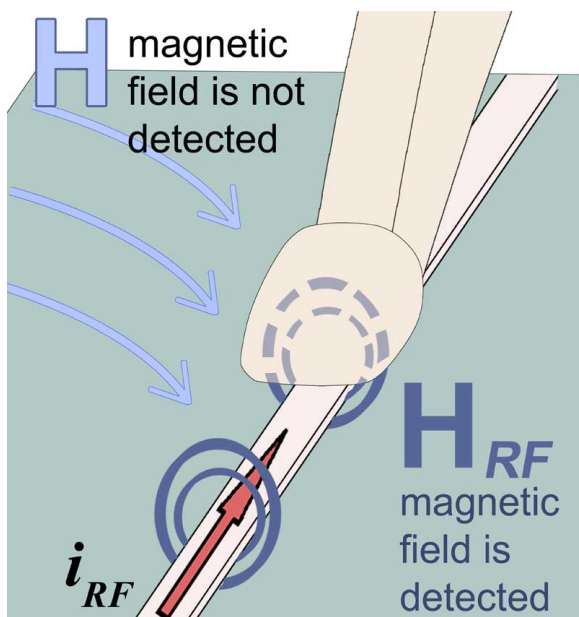


# MFA-K 0.1-30 set

Near-Field Micro Probe 1 MHz up to 1 GHz



## Short description

The MFA-K 0.1-30 near-field micro probe has an extremely small probe head which functions like a coupling clamp. It allows for current measurements at IC pins and the finest conducting paths. The near-field micro probe is shielded from field lines entering the probe head laterally.

The hand-guided, high resolution MFA-K 0.1-30 is an active magnetic field micro probe that requires the BT 706 bias tee to operate. The near-field micro probe is used to measure magnetic fields up to 1 GHz especially at signal conductors (150  $\mu\text{m}$ ) or IC pins.

In principle it has the same structure as the MFA-K 0.1-12, differing only in its frequency response.

Due to the special probe head design, magnetic fields which impinge the probe head laterally, e.g. from adjoining conductors, are not detected.

The direction of the coil is marked on the probe head with a black dot.

An amplifier stage is integrated into the probe head. The amplifier stage (9 V, 100 mA) is powered via the bias tee. It has an impedance of 50  $\Omega$ . The near-field micro probe is connected to a spectrum analyzer or oscilloscope with a 50  $\Omega$  input via the BT 706 bias tee. A power supply unit and the bias tee are included in the scope of delivery. With the help of the correction lines, the probe's output voltage is converted into either the respective magnetic field or the current running through the conductor.

The near-field micro probe is small and handy. It has a current attenuating sheath and is electrically shielded.

## Scope of delivery

- 1x MFA-K 0.1-30, Near-Field Micro Probe 1 MHz up to 1 GHz
- 1x BT 706, Bias Tee for Langer probes
- 1x SMA-SMA 1 m, SMA-SMA Measuring Cable
- 1x MFA acc, Accessories
- 1x MFA case, System Case Near-Field Probes

## Technical parameters

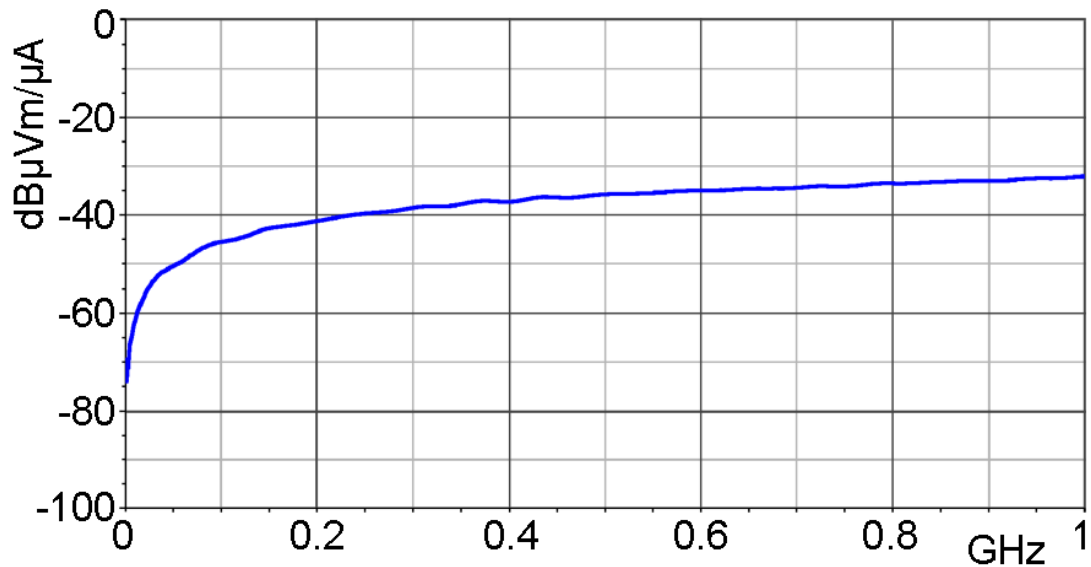
Frequency range	1 MHz ... 1 GHz
Resolution	200 $\mu\text{m}$

# MFA-K 0.1-30 set

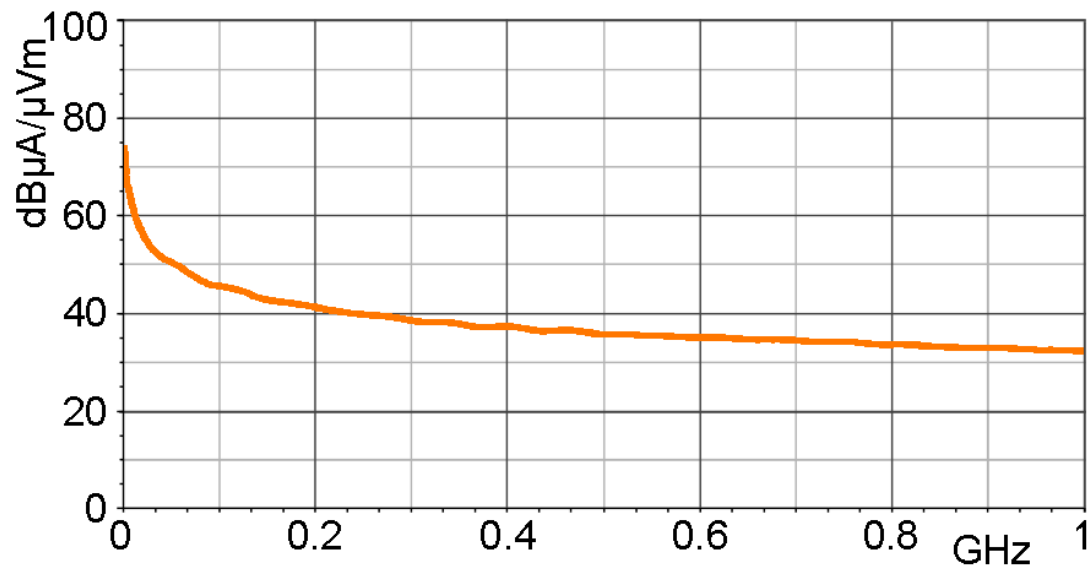
Near-Field Micro Probe 1 MHz up to 1 GHz

**LANGER**  
EMV-Technik

Frequency response [dB $\mu$ V] / [dB $\mu$ A/m]



H-field correction curve [dB $\mu$ A/m] / [dB $\mu$ V]

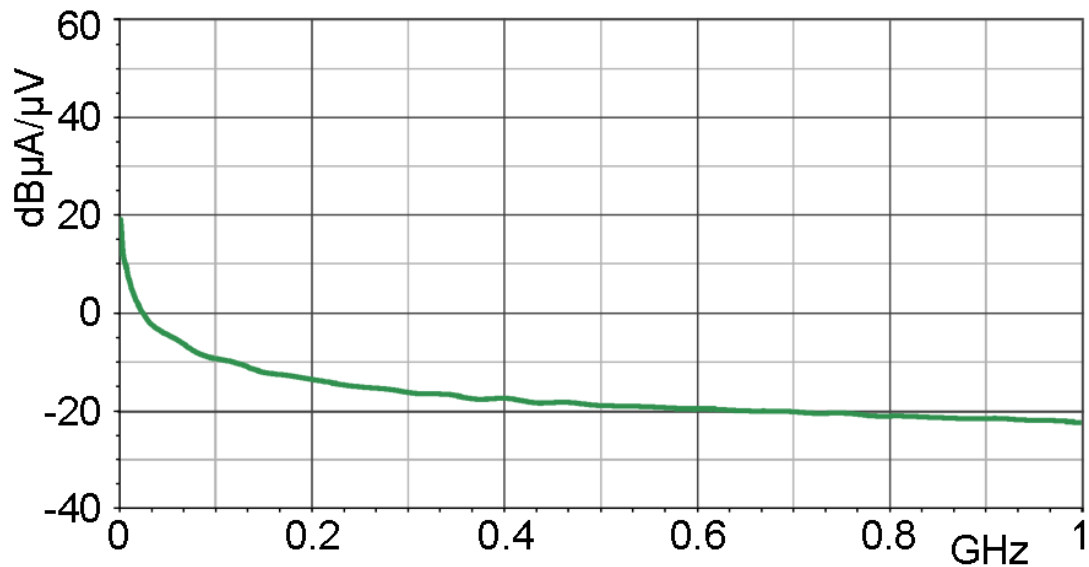


# MFA-K 0.1-30 set

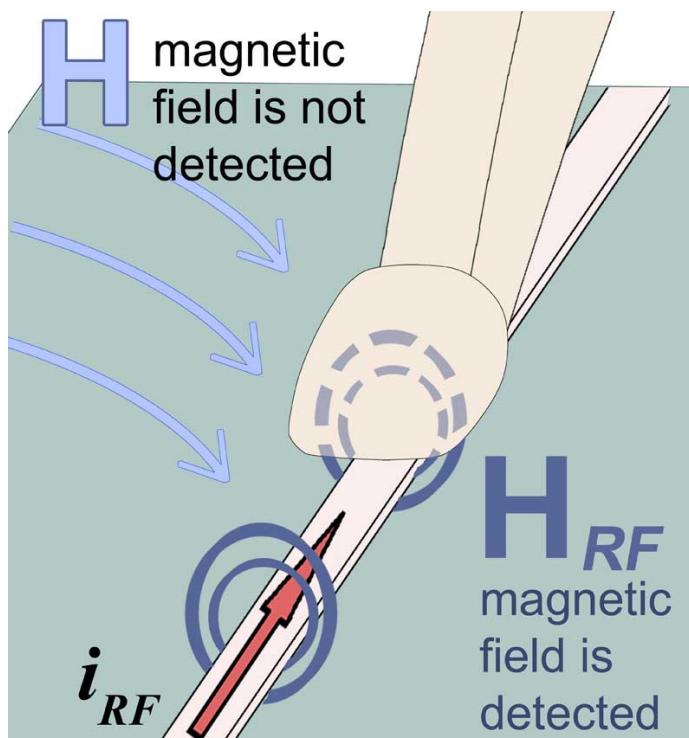
Near-Field Micro Probe 1 MHz up to 1 GHz

**LANGER**  
EMV-Technik

Current correction curve [dB $\mu$ A] / [dB $\mu$ V]



Measuring principles



# MFA-K 0.1-30 set

Near-Field Micro Probe 1 MHz up to 1 GHz

Probe head



Application

