

RF-B 0.3-3

H-Field Probe mini 30 MHz up to 3 GHz



Short description

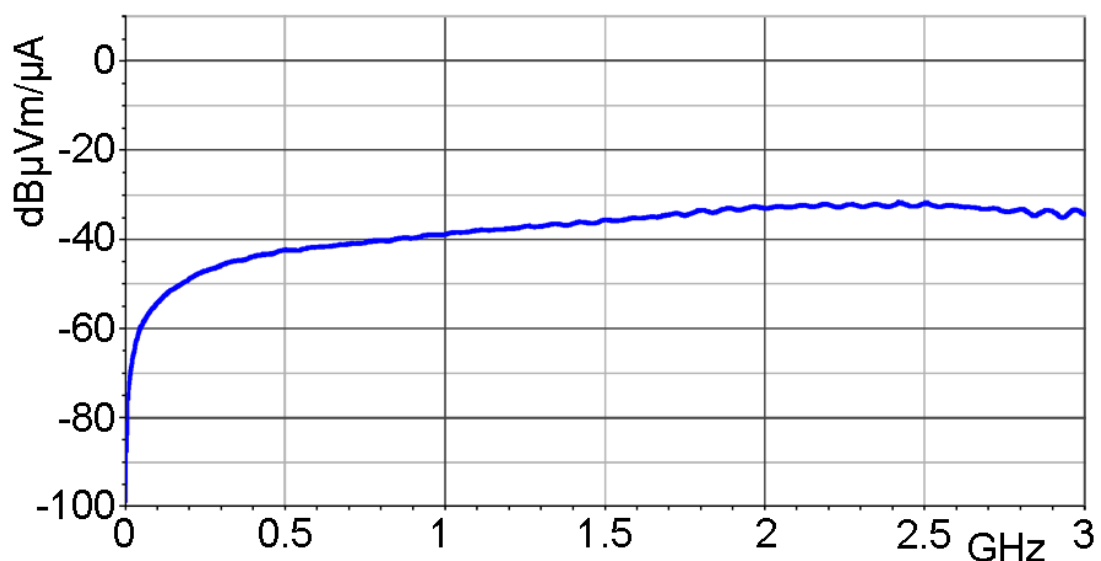
The H-field probe RF-B 0.3-3 is designed for extreme small-scale detection of magnetic field lines entering at 90° angles into the probe tip. The coil inside the probe head is positioned at a 90° angle from the shaft. For measurements it can be positioned directly onto the measured object.

The RF-B 0.3-3 is a passive near-field probe. The probe head is basically constructed as for the RF-B 3-2. Field lines from other sources entering the probe head laterally are not detected. Because of its very small design, it can be used for measurements at hard to reach spots ,e.g. between components. It has a current attenuating sheath and its upper side is electrically shielded. It can be connected to a spectrum analyzer or an oscilloscope with a 50 Ω input. The H-field probe does not have an internal terminating resistance of 50 Ω.

Technical parameters

Frequency range	30 MHz ... 3 GHz
Resolution	< 1 mm
Probe head dimensions	Ø ≈ 2 mm
Connector - output	SMB, male, jack

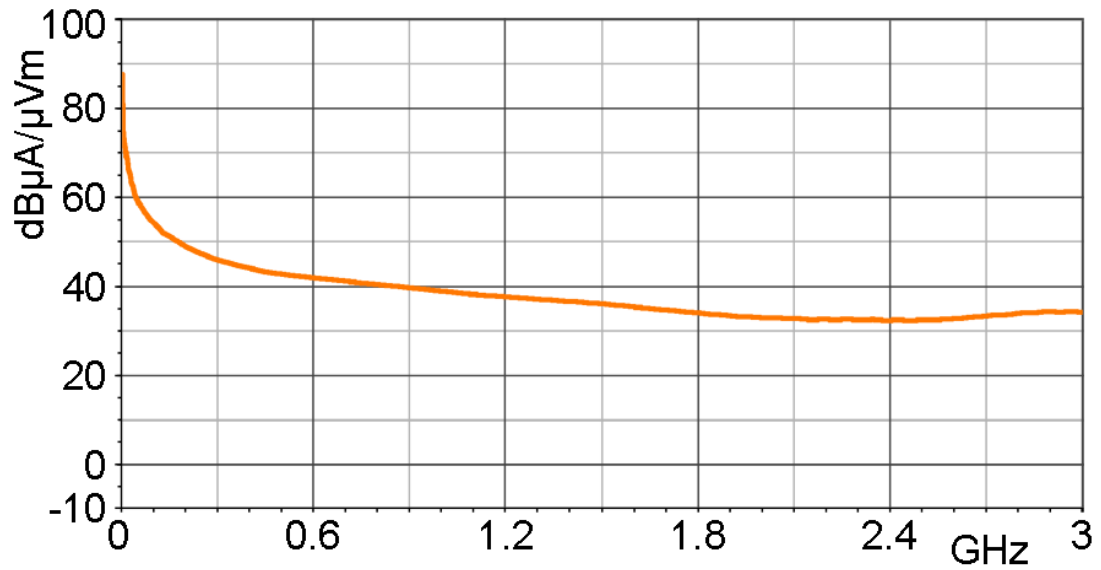
Frequency response [dBμV] / [dBμA/m]



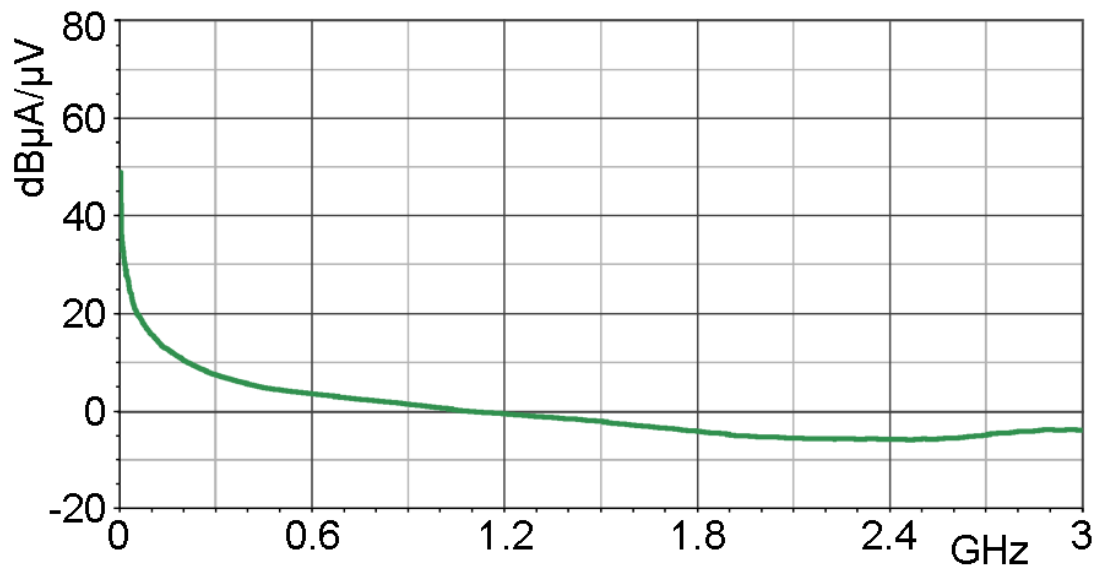
RF-B 0.3-3

H-Field Probe mini 30 MHz up to 3 GHz

H-field correction curve [dB μ A/m] / [dB μ V]



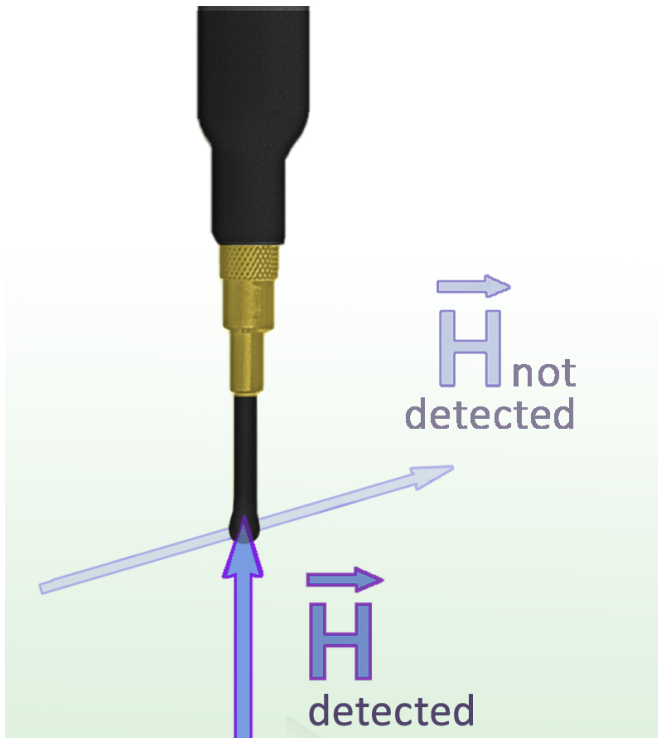
Current correction curve [dB μ A] / [dB μ V]



RF-B 0.3-3

H-Field Probe mini 30 MHz up to 3 GHz

Measuring principles



Probe head

