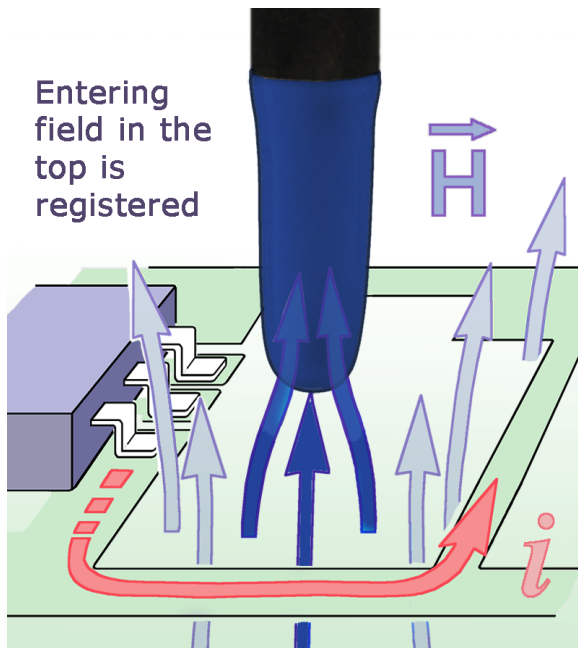


## LF-B 3

磁场探头 (100KHz-50MHz)



### Short description

LF-B3型磁场探头的测量线圈相对垂直于探头柄。当探头竖直放置电路板上时，其测量线圈直接平放在电路板的表面上。由此就能够测量到印刷电路板表面上很难达到的一些位置，如开关调节器的大元件之间的位置。

The probe LF-B 3 is a passive near-field probe. The measuring coil in the LF-B 3 probe is rotated 90° in contrast to its position in the LF-R 3 probe. The LF-B 3 detects magnetic field lines emitted from the measured object at 90°. Magnetic field lines which enter the probe laterally are not detected. The near-field probe is small and handy. It has a current attenuating sheath and is, therefore, electrically shielded. It can be connected to a spectrum analyzer or an oscilloscope with a 50 Ω input. The H-field probe does not have an internal terminating resistance of 50 Ω.

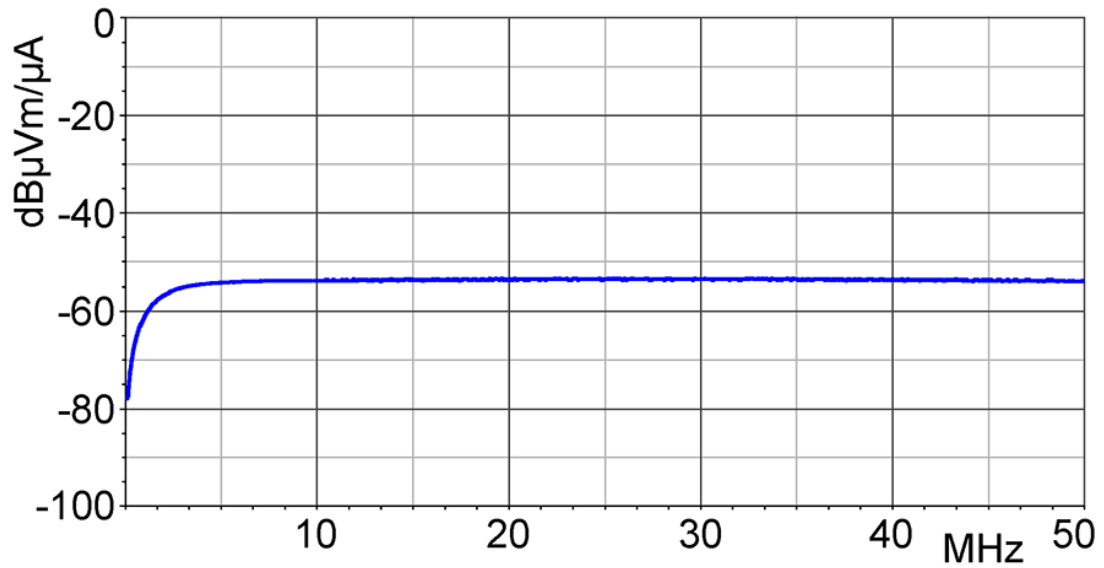
### Technical parameters

频率范围	100 kHz ... 50 MHz
分辨率	≈ 2 mm
探头尺寸	Ø ≈ 4 mm
输出接口	SMB, male, jack
重量	15 g

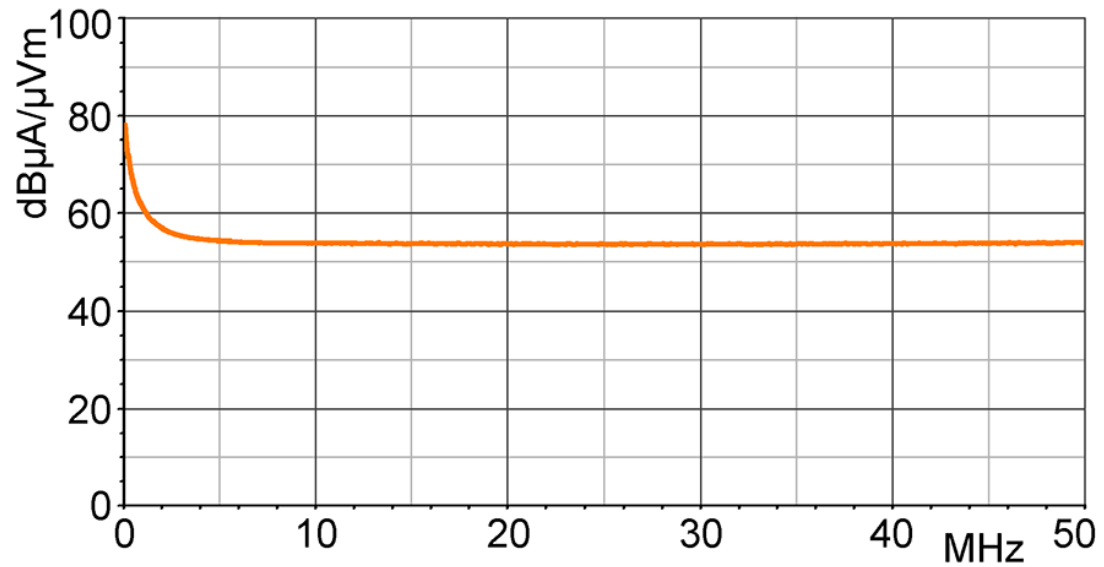
# LF-B 3

磁场探头 (100KHz-50MHz)

频率特性 [dB $\mu$ V] / [dB $\mu$ A/m]



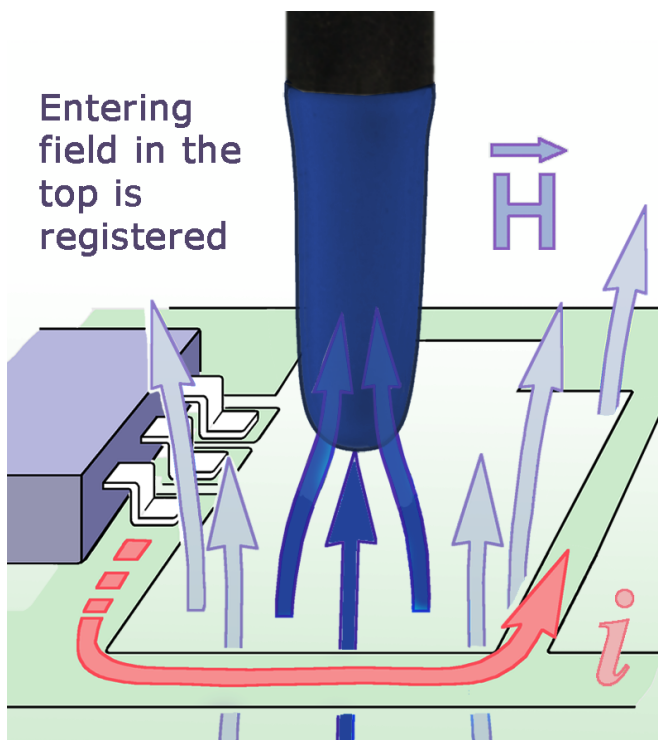
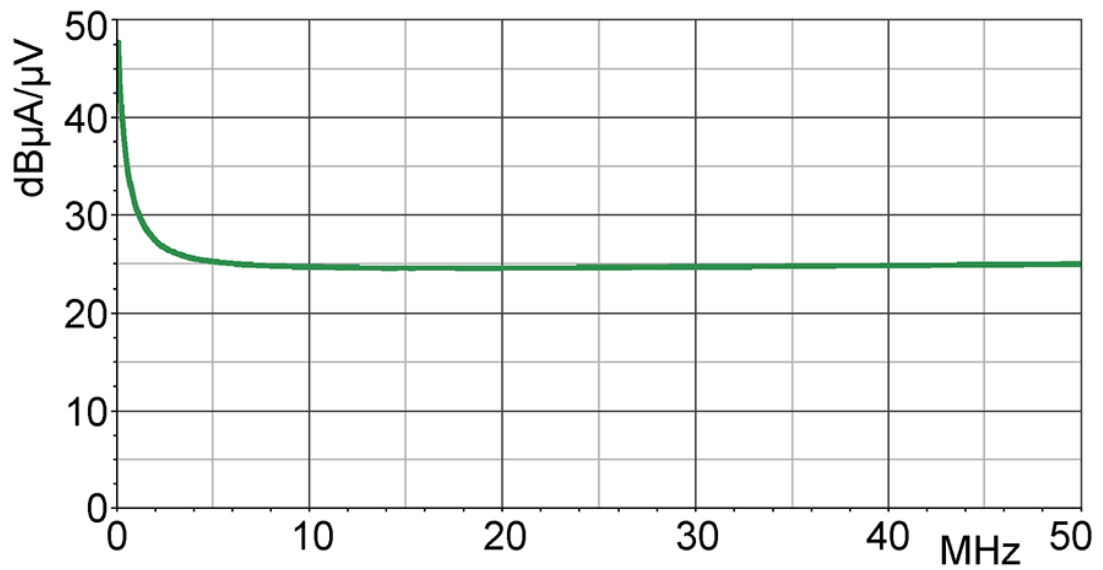
磁场校正曲线 [dB $\mu$ A/m] / [dB $\mu$ V]



# LF-B 3

磁场探头 (100KHz-50MHz)

电流校正曲线 [dB $\mu$ A] / [dB $\mu$ V]



# LF-B 3

磁场探头 (100KHz-50MHz)

Probe head

