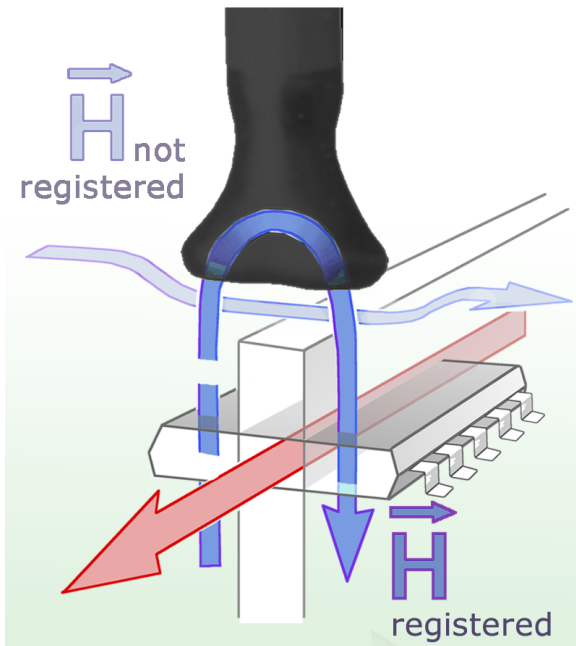


# RF-K 7-4

磁场探头 (30MHz-3GHz)



## Short description

RF-K 7-4型近场探头能够测量反向进入探头的环形磁场线。这类磁场线通常出现于导线、棒形结构、电缆接头和扁平单元的边缘等。该探头的工作方式类似于电流耦合钳。

The RF-K 7-4 is a passive near-field probe. In contrast to the RF-U 5 near-field probe, the RF-K 7-4 H-field probe is shielded from field lines entering the probe head laterally. The near-field probe detects inhomogeneous magnetic fields entering through the bottom of the probe head. Superposed homogeneous fields are not detected by the special probe head. The RF-K 7-4 H-field probe is small and handy and functions like a coupling clamp. It has a current attenuating sheath and, therefore, is electrically shielded. It can be connected to a spectrum analyzer or an oscilloscope with a 50  $\Omega$  input. The H-field probe does not have an internal terminating resistance of 50  $\Omega$ .

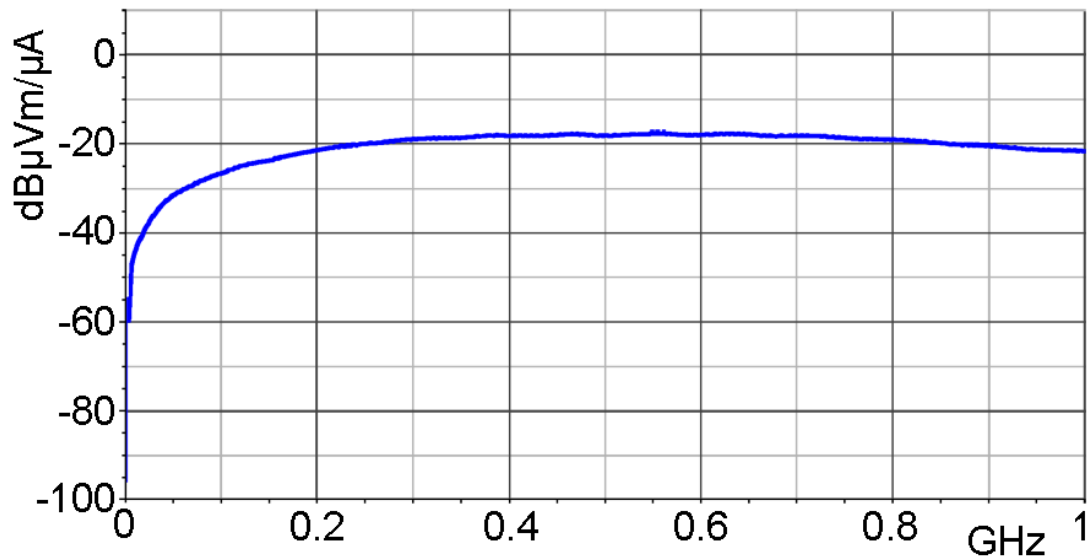
## Technical parameters

|      |                            |
|------|----------------------------|
| 频率范围 | 30 MHz ... 1 GHz           |
| 分辨率  | $\approx 5$ mm             |
| 探头尺寸 | $\approx (6 \times 10)$ mm |
| 输出接口 | SMB, male, jack            |
| 重量   | 15 g                       |

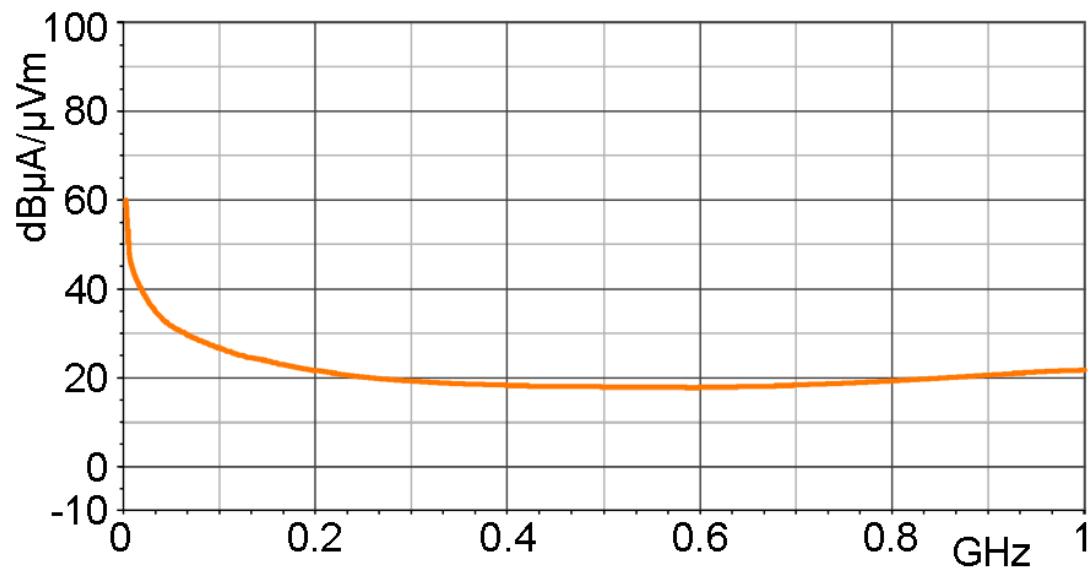
# RF-K 7-4

磁场探头 (30MHz-3GHz)

频率特性 [dB $\mu$ V] / [dB $\mu$ A/m]



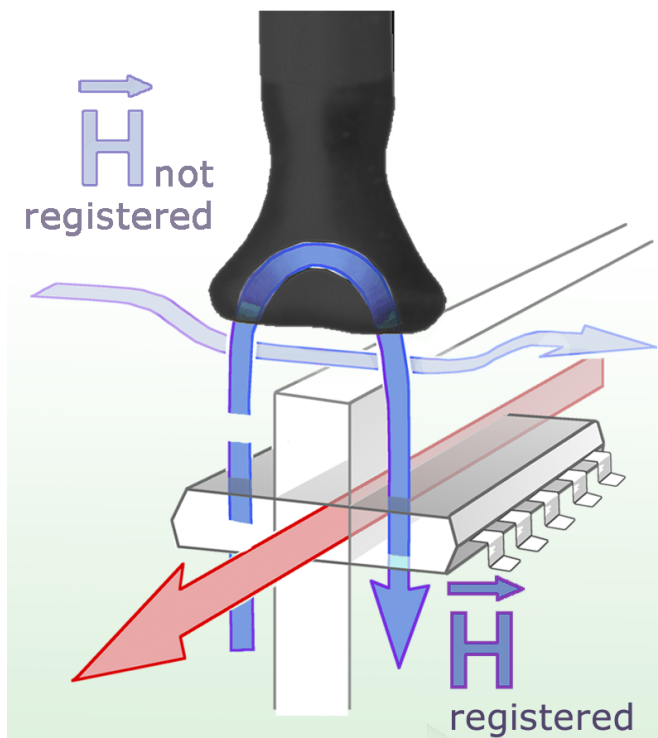
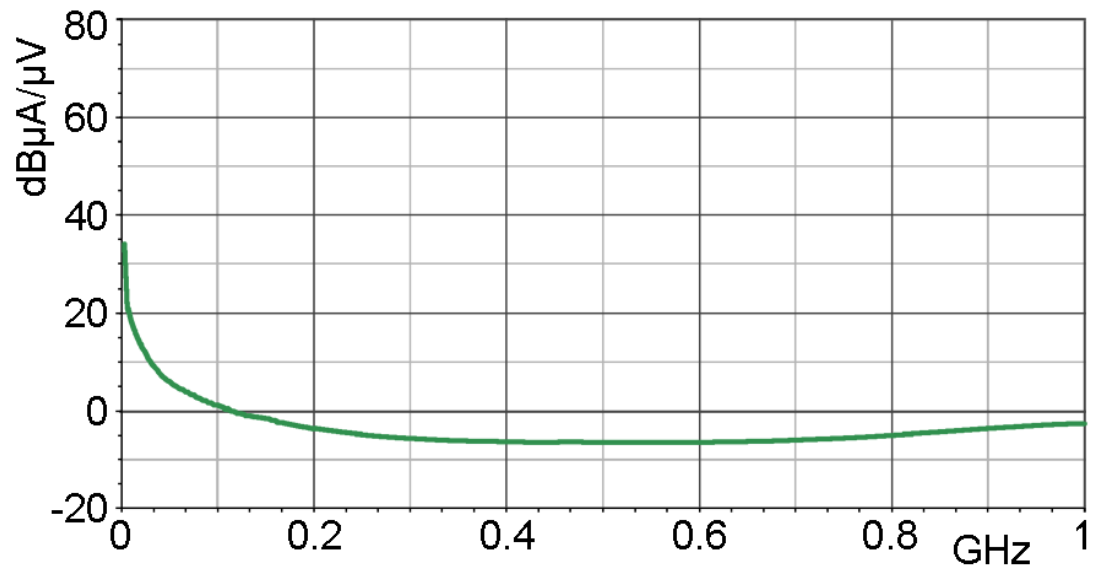
磁场校正曲线 [dB $\mu$ A/m] / [dB $\mu$ V]



# RF-K 7-4

磁场探头 (30MHz-3GHz)

电流校正曲线 [dB $\mu$ A] / [dB $\mu$ V]



# RF-K 7-4

磁场探头 (30MHz-3GHz)

Probe head

