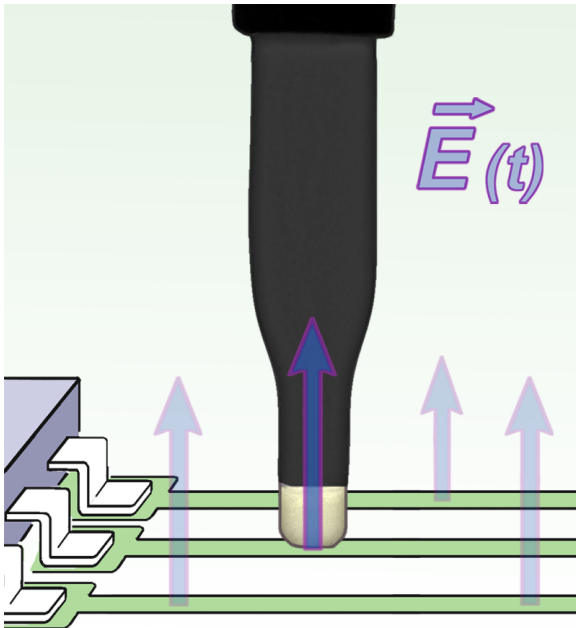


RF-E 10

电场探头 (30MHz-3GHz)



Short description

RF-E 10型电场探头的电极位于探头下边，约0.2mm宽，可以定位最小的电场源，例如0.1mm宽的导线，高引脚数集成电路的单个引脚。

The RF-E 10 is a passive near-field probe. It has a higher resolution than the RF-E 02 and RF-E 05 probes. Because the probe head should be positioned directly onto the measuring object (high electrical field strength), it is not suitable for measurements within high-scale ranges. This can be done using RF-E 05 and RF-E 02. The E-field probe is small and handy. It has a current attenuating sheath and its upper side is electrically shielded. It can be connected to a spectrum analyzer or an oscilloscope with a 50 Ω input. The E-field probe does not have an internal terminating resistance of 50 Ω .

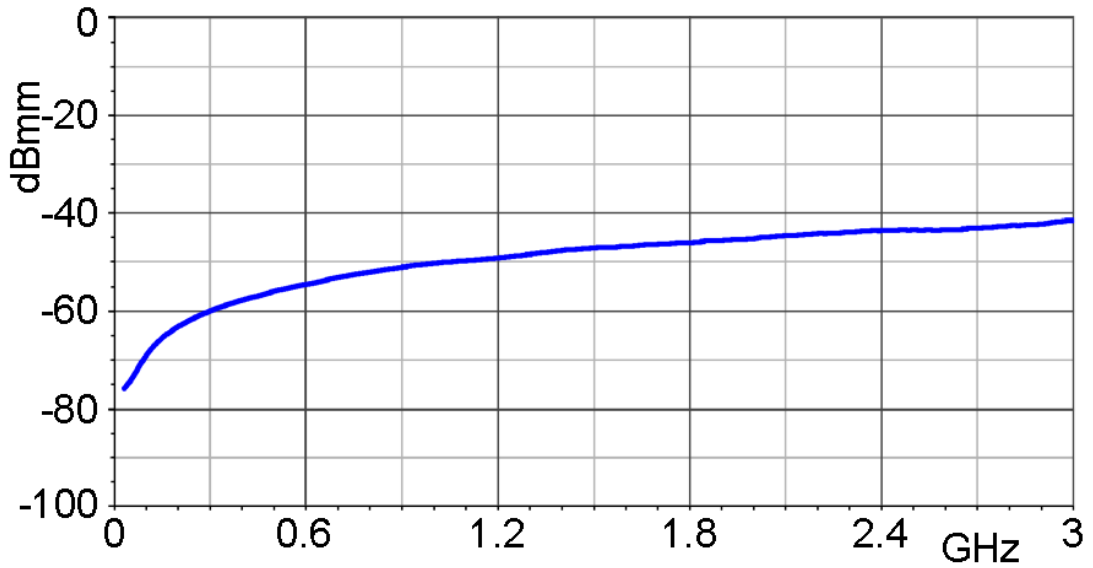
Technical parameters

频率范围	30 MHz ... 3 GHz
分辨率	≈ 0.2 mm
探头尺寸	$\approx (0.5 \times 2)$ mm
输出接口	SMB, male, jack
重量	15 g

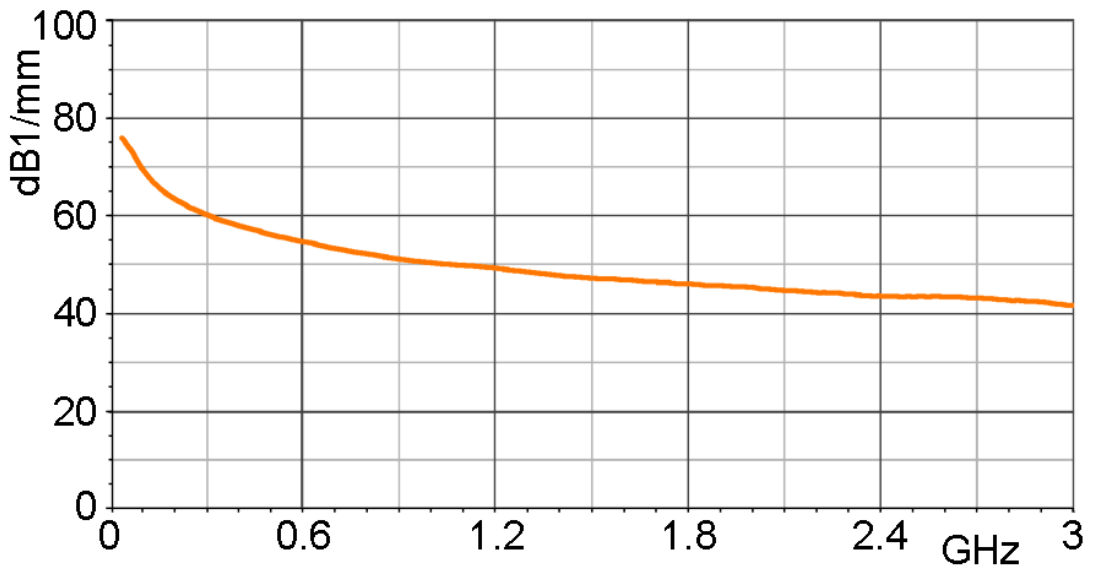
RF-E 10

电场探头 (30MHz-3GHz)

频率特性 [dB μ V] / [dB μ V/mm]

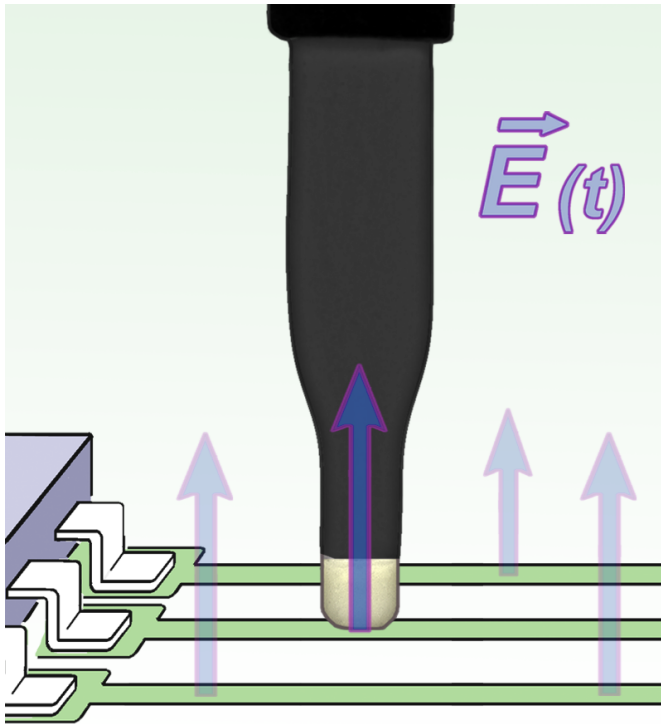


电场校正曲线 [dB μ V/mm] / [dB μ V]



RF-E 10

电场探头 (30MHz-3GHz)



Probe head

