


OA 4005

4 IC test board components
4.4 Oszilloscope adapter


page 40



Easy connection of probes for monitoring of 4 signals from DUT.

Digital signals will be displayed with LEDs (internal pulse stretching).


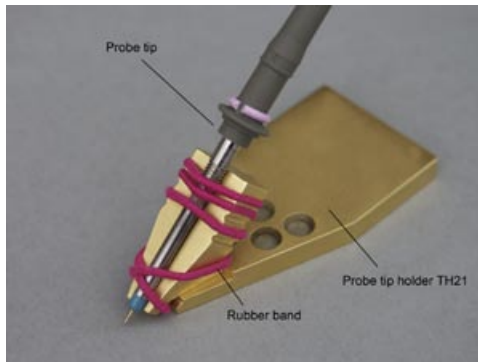
max. Input voltage: 50 V

Cut-off frequency : 45 MHz sine-wave signal
1 MHz square-wave signal

Order reference: OA 4005

TH21

4 IC test board components
4.5 Probe tip holder



The scope of delivery does not include a probe tip.


Order reference: TH21

The probe tip holder can be used for measurements up to 3 GHz. The frequency is generally limited by the probe tip used.

The rubber band fixation enables the use of a wide variety of different probe tip types. Internal magnets ensure the fixation on the GND plane.

SGA

4 IC test board components
4.6 Sloping ground adapter for probes



The scope of delivery does not include a probe.

Order reference:
SGA 30
SGA 45